


Leicester City : crime reduction dashboard 2012/13 : April 2012

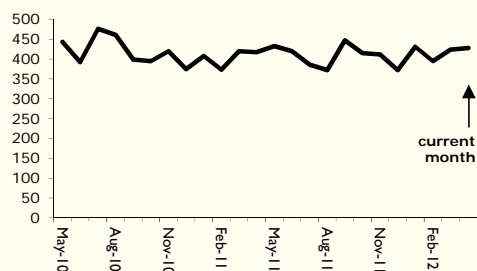
total recorded crime

total recorded crime



latest month	12/13 YTD	12/13 Target	+/- target
2,410	2,410	2,831	-421

Last 24 months performance



national indicators

NI15 : serious violent crime	0.45
NI20 : assault with less serious injury	5.17
NI16 : serious acquisitive crime	18.13


(Rate per 1,000 population)

top 10 high crime areas

recorded offences
12/13 YTD


Castle-City Centre	441
Castle-De Montfort Street	53
Bleys-Glenfield Hospital	50
Abb-Abbey Park	46
Castle-De Montfort University	38
Castle-Princess Road West	36
Castle-Victoria Park	31
Wcotes-Ridley Street	30
Nparks*-New College	30
StPet*-St George's Retail Park	28

violence against the person



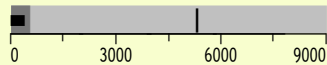
latest month	12/13 YTD	12/13 Target	+/- target
504	504	646	-142

acquisitive crime




latest month	12/13 YTD	12/13 Target	+/- target
1,234	1,234	1,380	-146

criminal damage



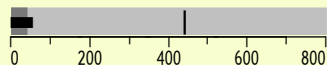
latest month	12/13 YTD	12/13 Target	+/- target
401	401	540	-139

other offences



latest month	12/13 YTD	12/13 Target	+/- target
217	217	225	-8

sexual

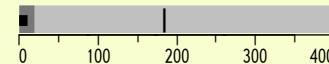


latest month	12/13 YTD	12/13 Target	+/- target
54	54	40	14

key

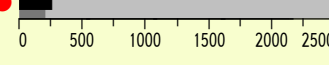
- over target by 25% or less
- more than 25% over target

serious violent crime (NI15)




latest month	12/13 YTD	12/13 Target	+/- target
11	11	19	-8

assault with less serious injury (NI20*)



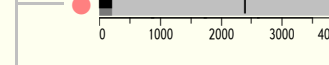
latest month	12/13 YTD	12/13 Target	+/- target
126	126	248	-122

assault without injury



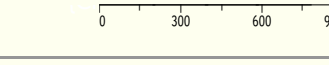
latest month	12/13 YTD	12/13 Target	+/- target
256	256	204	52

other violence against the person



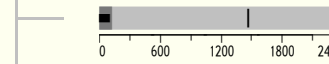
latest month	12/13 YTD	12/13 Target	+/- target
111	111	175	-64

serious acquisitive crime (NI16)



latest month	12/13 YTD	12/13 Target	+/- target
442	442	485	-43

burglary dwelling



latest month	12/13 YTD	12/13 Target	+/- target
142	142	189	-47

theft from vehicle



latest month	12/13 YTD	12/13 Target	+/- target
211	211	208	3

theft twoc

latest month	12/13 YTD	12/13 Target	+/- target
41	41	30	11

robbery

latest month	12/13 YTD	12/13 Target	+/- target
48	48	58	-10

other acquisitive crime

latest month	12/13 YTD	12/13 Target	+/- target
792	792	895	-103

burglary other

latest month	12/13 YTD	12/13 Target	+/- target
102	102	124	-22

other theft

latest month	12/13 YTD	12/13 Target	+/- target
690	690	771	-81