
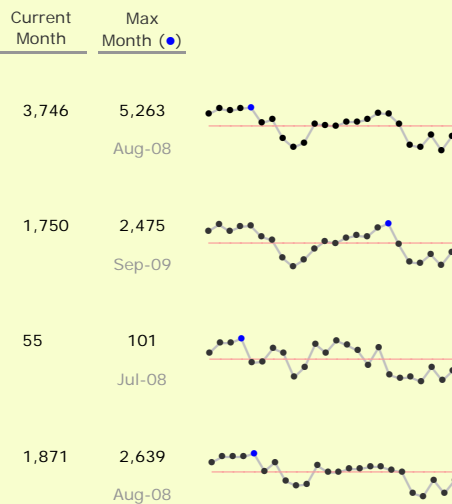


Anti-Social Behaviour Dashboard : March 2010

ASB Incidents



ASB Trend : Apr 08-Mar 10



ASB Incident Categories



Key

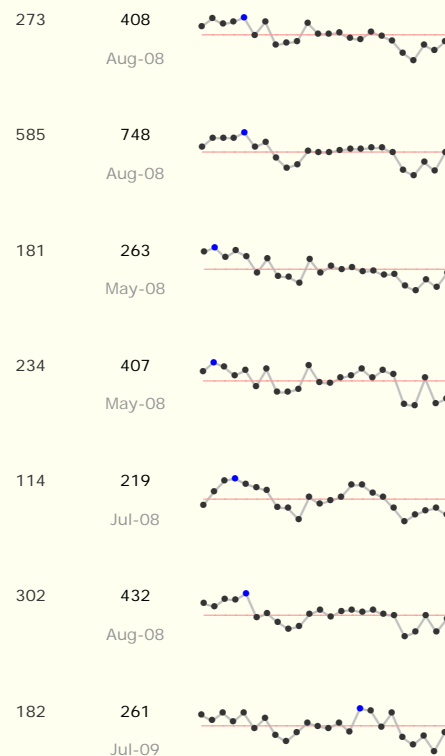
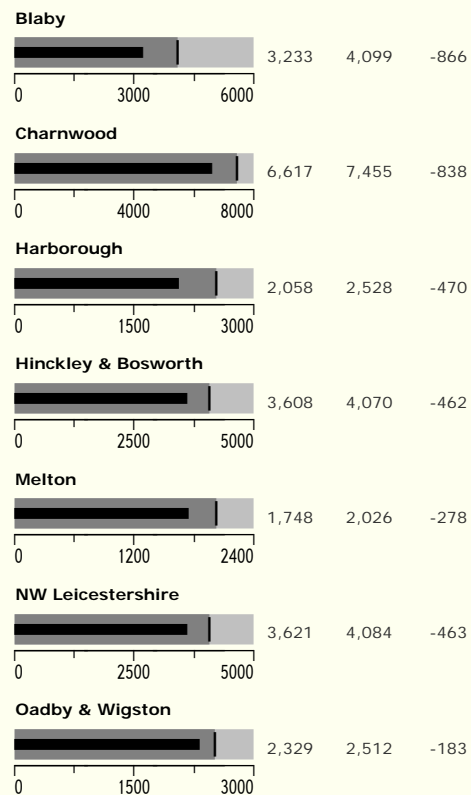
- ARR Rowdy or Inconsiderate Behaviour
- AVN Vehicle Nuisance & Inappropriate Behaviour
- ARH Hoax Call
- AVA Abandoned Veh. (not stolen/causing obstruction)
- Other All other ASB Categories

Warning Lights for ASB Trend (current month)

- Significantly higher than average
- Very significantly higher than average

Warning Lights for ASB Incidents

- <25% over 08/09 (year to date)
- 25% or more over 08/09 (year to date)



(*) NOTE ON FORCE AREA VALUES

The Force Area total may not necessarily be the sum of the incidents in the City, County and Rutland. This is due to uncertainty in the geocoding of some incidents, meaning that it is inaccurate to assign them to a district. At geographies below Force Area, these incidents have been excluded.

For the year to March 2010 the total number of excluded incidents is 2175.

Produced by the Research & Information Team

Leicestershire County Council
County Hall
Glenfield

Contact:

Lisa.Cunningham@leics.gov.uk
0116 305 7036

Data Source:

Leicestershire Constabulary
(Provided by the Performance Review Team)