

ENDERBY PARISH PLAN

2008



Welcome to the Enderby Parish Report. We hope you find it interesting reading. This report could not have been developed without the assistance of the following people;

David Hartley, Tony 'Mac' Nicholson, The Enderby Parish Council, The Rural Community Council, Brockington College, Dai Perks (Lutterworth Grammar School) and most especially all of the residents of Enderby who completed their questionnaires.

With many thanks:

Enderby Parish Plan Working Group

Tracy Green

Roger Geislar

Erica Statham

David Statham

Chris Weltman

Rob Heywood.

CHAPTER ONE

ENDERBY AND ST JOHNS

The Parish of Enderby and St Johns is to be found South West of the City of Leicester. To the North is the M69 (junction 21) and includes the retail development of Fosse Park and the Warren Park commercial sector. To the East is the River Soar and its flood plain. To the West is largely late 20th century housing and bound by Whistle Way/Forest road and to the South the boundary lies just South of the Enderby Leisure Centre but North of the Carlton Park development.

It is, in fact, a parish of 2 halves being bisected by the M1 and the increasingly busy Narborough Road.

The electoral ward is Enderby/St John but part of the parish is also in the electoral ward of the Pastures. The electoral division is Enderby Meridian.

HISTORICAL SETTING

Enderby village is a 9th century Scandinavian settlement and is recorded in the Domesday book (1086) as having a mill (watermill) and a substantial amount of woodland. Until recently the 19th century mill building was still standing and could be found by the public footpath to Whetstone at the bottom of the Abbey Road children's play area and just before the medieval packhorse bridge – still in existence. It is worth noting that there is still a significant area of woodland in and around the parish.

Until the 18th and 19th century Enderby was predominantly agricultural but the with advent of industrialisation framework knitting and the quarrying of granite for roadstone and building material came to be more important sources of employment. Towards the end of the 19th century the Co-operative movement took hold producing a Boot and Shoe factory (the Civic Centre), a Bakery, a Dairy, a Bank, various retail outlets and associated housing. Many of these buildings still form the fabric of the centre of the village whilst now having largely different functions.

The St John's area of the parish, however, developed somewhat differently. It is largely 20th housing to be found on the East side of the M1 with the Trinity Road and Abbey Road estates developing on the Whetstone side of Narborough Road.

St John's takes its name from the small Saxon church of St John's Aldeby, to be found by the River Soar. The remains are still to be seen but further excavation

would need to be undertaken to determine the full extent of the site. Further along Narborough Road towards Narborough was the Enderby and Blaby Union workhouse described by Pevsner as red brick, 2 storey, classical building and was still in existence in the 1950's. In fact, Enderby could easily have become the central town of the Blaby District and this in part explains why the Council offices are to be found along this road rather than in Blaby.



WHY A PARISH PLAN?

The above introduction is intended to give a clearer idea why local residents feel the need to have their views consulted on any further development of the community. Enderby/St John's does have a particular character that needs conserving in order for it to remain a pleasant place to live. The M69 and the further development of the M1, whilst bringing better communications to the area have also brought unacceptable levels of noise and air pollution particularly to the residents of the St John's section. Whilst Fosse Park and Warren Park may have brought more employment and better retail outlets to local residents it has done

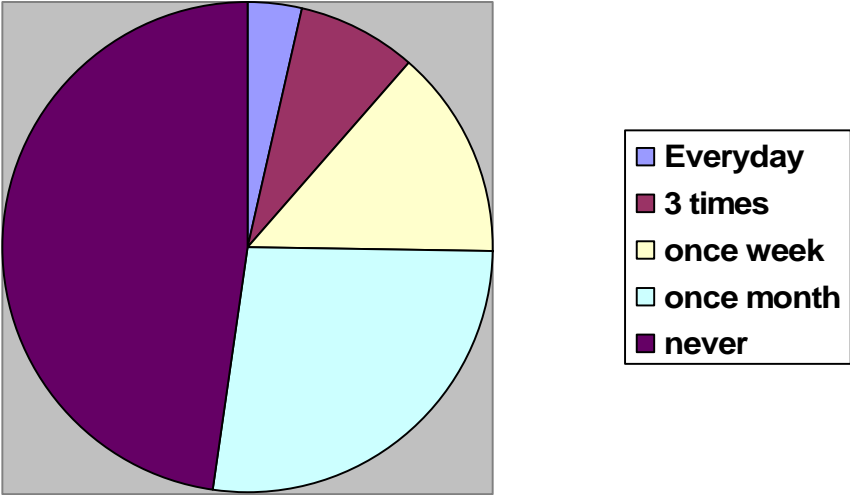
nothing to improve the environment as a whole and has allowed the rural character of the area to change beyond recognition.

Residents are still suffering the effects of landfill in the old quarry sites and are concerned about the possibilities of further waste disposal within the parish. In recent years the village has fought off a proposal for a gas fired power station and brick crusher scheme whilst conceded the park and ride hub.

A questionnaire was produced and distributed to every household in the parish in order to find out what residents enjoyed or indeed didn't like about living in Enderby/St John and to ascertain what their vision was for the future of their community.

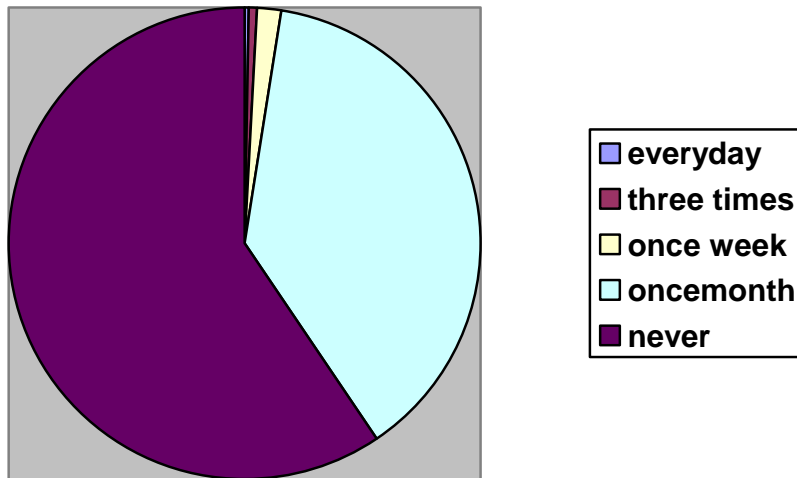
The following is a presentation of our findings, in order to engage with statutory authorities, agencies, individuals and organisations, in fact anyone who has any influence in the development of our community, so that OUR concerns and OUR needs will be considered and that OUR priorities will be regarded when decisions are taken regarding the quality of OUR environment.

CHAPTER 2 TRANSPORT IN ENDERBY



Bus Travel

- Every day 3.73%
- 3 times a week 7.63%
- Once a week 14.12%
- Once a month 26.95%
- Never 47.56%



Taxi

56% of respondents never used taxis and a further 36% only once a month

Transport in Enderby and St Johns

People in Enderby make very little use of public transport with bus travel the most popular option with around 25% of residents using the bus once a week or more frequently.

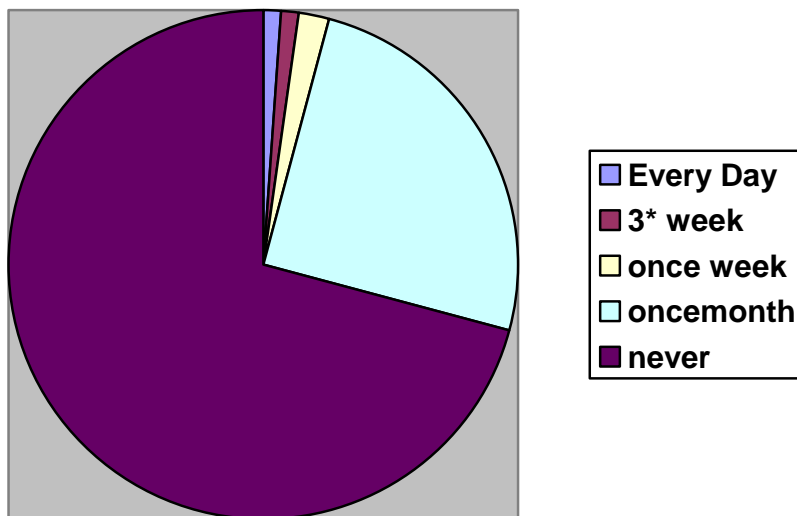
Taxi and train travel barely register with Enderby residents with the vast majority preferring to rely on private cars.

The most common reasons for not using public transport were as follows;

1. Bus and train fares too expensive.
2. Trains and bus services not frequent enough
3. Bus don't go to the places people want to visit
4. Buses are dirty
5. Inadequate parking at Narborough train station
6. Bus and train services are unreliable
7. Bus service not disabled or pushchair friendly
8. Bus service is too slow
9. Bus service should start earlier and finish later
10. Too many large buses.

If improvements were made to the services over 60% of respondents said they would make more regular use of public transport. The routes people wished to see were

1. Enderby to Blaby
2. Enderby to Wigston
3. Enderby to Fosse Park
4. Enderby to LRI
5. Enderby to Leicester instead of using car
6. Trains to Nottingham



Train travel

Trains 71% of respondents never use trains with a further 25% only once a month

Street Lighting

Respondents generally felt street lighting was poor in the villages, areas particularly highlighted

1. All alleyways
2. Chapel Street and surrounding Streets

3. Equity Road
4. Leicester Lane
5. Mill Lane
6. Townsend Road
7. Blaby Road from M1 bridge



Question 5 related to traffic flows through the village.
The following were the main problems highlighted;
Enderby Residents wanted;

1. Better enforcement of parking restrictions (73%)
2. Introduction of one way systems (83%)
3. More parking

Question 5 A

Respondents had lots of ideas of how traffic could be improved the main themes being;

1. More traffic calming
2. Better one way systems
3. A bypass.

IMPROVEMENTS TO PARKING

Residents wanted improvements to parking through out the village although there were few clear themes that emerged apart from better parking in the centre of the village and the inadequacy of disabled provision.

Pavements

Generally respondents rating pavements as being user friendly (71%)

This was a different picture with pushchair and wheel chair users

Pushchairs 24% good or reasonable 44% poor

Wheelchairs 13% good or reasonable 41% poor

Problems user experienced include

1. Cars parked on pavements 95%
2. Crossing roads 83%
3. Dog fouling 86%
4. Lack of access ramps 65%
5. Parked cars blocking access ramps 77%
6. Cyclists using pavements 70%
7. Anti social behaviour 70%

The only other significant issues listed in addition to the above was dustbins left on pavements and overhanging trees and bushes

Roads of Enderby

People of Enderby think that the roads are one of the biggest problems facing residents.

Issues highlighted

1. Traffic in village centre 61% felt this was poor
2. Heavy goods vehicles on B582 (56%) rated this poor
3. Speeding 62% rated this poor,
4. St Johns / Trinity Road rat runs (79%) rated this poor
5. 67% of respondents wanted an Enderby Bypass
6. 69% box junctions at congested junctions
7. Peak traffic lights at congested junctions 71%
8. One way system through the village 80%
9. Access to Blaby Road from leisure centre 86%

Question 7 C expands on this and the list of suggestions is included as Annex 1 to the report

CHAPTER 3

PLANNING IN ENDERBY



Generally residents understood the terminology which relates to planning in the village, for example;

1. Green Wedge 80%
2. Conservation area 96%
3. Listed building 98%
4. Brown Land 66%

Residents didn't however feel they were adequately consulted on major developments with 63% of respondents feeling consultation was inadequate.

Local Consultation

Residents of Enderby and St Johns want more information and better communication through news sheets, notice boards, leaflet drops, mail and email.

Use of land in the village

Residents were asked if a substantial area of land became available within Enderby what use they felt it should be put to. Green uses were seen as the most popular with the following three scoring highest;

1. Woodland (62%)
2. Nature reserve (61%)
3. Park (52%)

If open space green solutions were not an option then the next most popular were;

1. Community facility (29%)
2. Multi Use games area (26%)
3. Leisure (25%)

Definite non starters as far as the residents were concerned were;

1. Housing (4%)
2. Business / employment (3%)
3. Retail (5%)

Areas which could be treated differently

Issues raised included;

1. Improvements to parks and playing fields with improved facilities for small children
2. Use of the cricket ground all the year round
3. Lighting and seats on Whistle Way.





CHAPTER 4

FACILITIES IN THE VILLAGE

Many of the local facilities were well used for example the following percentages of residents used facilities at least once a week;

1. Bank 45%
2. local shops 90%
3. Library only 15%
4. Post Office 48%
5. Chemist 35%
6. Garages 13%
7. Restaurants 6%
8. Takeaways 21%
9. Pubs 20%

Residents also valued their local facilities with the following percentages of residents rating facilities good or reasonable

1. Bank 71%

2. Local shops 96% (60% good)
3. Library 62%
4. Post Office 88% (65% good)
5. Chemist 92 % (74% good)
6. Garages 51%
7. Restaurants 60%
8. Takeaways 75%
9. Pubs 56%

The main reasons for people shopping in the village were, **a wish to support local shops, saving time and being able to pick up last minute items.**

The main attractions of shopping out of the village were **price, more choice and ease of parking.**

Turning to leisure facilities here the message was that although Enderby does have a range of such facilities in the village they are very little used.

Looking at facilities never used by residents;

1. Leisure Centre 58%
2. Tennis Courts 94%
3. Golf Course 92%
4. Bowls 96%
5. Parks 52%

The facilities however which residents said they would use if they were provided also make interesting reading, they were in order of popularity;

1. A Cinema
2. A Swimming pool (This was particularly interesting as there is a pool at the Leisure Centre and two pools at the Next generation Health Club)
3. A Youth club or similar
4. A basket ball court
5. A DIY shop
6. A video shop
7. A coffee shop

The GP surgery in the village was used by just under half of the respondents, with reasons being, **convenience, good service and ease of making appointments.**

The Dental surgery was again used by just under of respondents, here the two main reasons given were **convenience and the fact that NHS treatment was provided.**

CHAPTER 5 ENDERBY AND ST JOHNS

A VILLAGE EVENT

69% of respondents wanted the village to have “An Event”.

When asked what sort of event they would favour the overwhelming majority wanted **a village fete / carnival perhaps involving a flower and produce show and culminating in a firework display.**

The other things suggested included;

Village Christmas Carols,

A Bonfire night party, and

An annual rubbish clearing session.

Other things about Enderby that really matter to residents

Enderby’s separate identity and maintaining it’s rural surroundings were very important to residents. 90% wanted Enderby to remain separate from the City, although some 47% felt Enderby was already a suburb of Leicester.

Others (71%) felt it could properly be described as an historic village and few (only 25%) thought of Enderby as a town.

Enderby’s centre was clearly recognisable to the Majority (72%) though almost 60% couldn’t easily recognise the boundaries of the village.

Enderby’s housing was highly rated with over 80% of respondents feeling there is varied housing to suit different needs. 73% also felt the same for business premises in the village.

68 % of people felt Enderby’s historic areas to be important and worth protecting.



The following selections of quotes from Enderby residents reflect what people feel about their village and in particular what makes Enderby special to it's residents.

“ Although Enderby is classed as a town it feels more like a village and I hope it can retain that atmosphere. I am worried that since Grove Park was built that we may be swallowed up by the City”

“Enderby cares for it's elderly. Fantastic Cini, a quality restaurant with great Jazz nights. The New Inn and Aspects are good for Enderby too”

This person liked;

“Cricket ground, thatched crook house (Barclays), St Johns Church, Methodist and the URC churches, Manor House and Old School.”

“Enderby has a friendly village feel, yet we enjoy sophisticated facilities and shops. We have access to open countryside, which we should all guard zealously and relatively low crime>”

“Enderby used to be a beautiful village but building and using the village as a dumping ground has spoilt it's charm. Enderby is where I was born and my family have been here for 5 generations so it will always be in my blood”.

“ I grew up in Enderby and it is changing much. It is no longer the quiet, sought-after area to live in that it used to be. I understand things change but it's not all for the better. It has become so busy with traffic it's losing its peaceful charm. I would like to see it remain separate from the surrounding area, instead of merging with the industrial estate on Leicester Lane.”

“I have lived and worked in various villages in the area. Enderby is not the prettiest but has the best sense of community I have found. It is a very friendly village with a lot to offer. I enjoy living here. If time / work permitted I would use more of the local village amenities.”

“I have lived here 86 years, it used to be a village, now it's a car park!”

I like the friendliness of the Enderby people. There is still an old fashioned villagey feel here. Some nice old buildings and plant of walks.”

“I love the fact that it's a distinct village not just a suburb of Leicester, with lots of facilities and surrounded by beautiful countryside, very self contained, quiet and

compared with other areas reasonably free of anti social behaviour – also a lively place with businesses continuing to open.”

“ It’s a very friendly village, I love the village feel it has and old Enderby is extremely attractive and has retained it’s charm, whilst having a good range of facilities and being accessible for motorways etc.”

“My wife was born here as were all our children and some grand children and I like Enderby a good heart but a little rough round the edges”

And finally!

The older parts of the village should be preserved (Chapel St area) too much has been lost already- it has been replaced by modern boxes. The village has grown to large, community spirit has been lost long ago”.

That selection of quotes reflects the mixed bag of comments some very positive others not so, many however praised the friendliness and the sense of community as something to be highly valued.

How do people of Enderby see their village

96 % of respondents value the open countryside which surrounds the village and do not wish to see it further eroded. 86% of respondents also make use of that countryside for walks, recreation etc.

Air pollution (87%) and noise pollution (84%) are two issues which particularly concern Enderby residents.

Improvements people of the village would like to see, include;

1. Seats 62%
2. Lighting 57%
3. Planting 83%
4. Paving 73%

People were asked what improvements could be made to help residents with disabilities, the key things listed were;

1. Improved street / road crossing arrangements, in particular in the centre of the village.
2. Improved pavements
3. More ramps
4. Stopping pavement parking obstructions
5. Less dog fouling on pavements.

Respondents were asked what else in their opinion could improve Enderby.

Excepting the issues already covered in the report the following additional things were raised

1. Better arrangements for listing, groups, events, facilities etc.
2. A clean up of the whole village
3. A youth centre,
4. Tackling antisocial behaviour including installation of CCTV.



CHAPTER 6 CRIME AND DISORDER

Is Enderby a safe place?

(97%) of RESPONDENTS answered that they generally felt safe in Enderby during the hours of daylight. 3% said they did not feel safe. However, when asked if they felt safe during hours of darkness, 57.% felt safe but a significant number

of respondents 43% stated they felt less safe during hours of darkness.

The majority 94% of young people surveyed said they felt safe during daylight hours with 6% indicating they did not 'feel safe', even in broad daylight. 94% said they did not feel safe at night compared with 6% for whom the hours of darkness did not pose a problem.

The figures are slightly skewed because the number of Youth Questionnaire respondents who declared as feeling safe (day or night) was 81 (out of a total of 91), whereas only 52 respondents expressed the view they did not feel safe, day or night.

When asked if they regarded parts of Enderby as "no-go" areas, 70% of respondents indicated they did not consider parts of Enderby as no-go areas. For 30% of respondents, the predominant concern was **youths gathering, particularly (though not exclusively) in the village centre**. The other major factor appeared to be **poor lighting or unease with other environments considerations such as overgrown hedges**.

82% respondents reported never having been personally victimised by violence in the area during the past 12 months. 3% said they had experienced violence within the Enderby area generally, 2% of respondents indicating they had experienced violence at their home. A somewhat higher number of people reported having experienced theft from, or damage to, their property -or felt they had been 'intimidated' in various ways. However these incidents were only reflected by a small number of respondents in the range of around 3 to 13%, the largest number of respondents, 13%, indicated they were victims of damage to property. Reporting incidents to the police appeared to be split 50-50. 246 people responded to the question "Did you report this crime to the police?" 124 (50.41%) said they did, whilst 122 (49.59%) said they did not. However, it should be borne in mind that some incidents may have been reported to another agency. 216 respondents indicated they had been a victim of crime within the past 12 months and were asked to whom they reported the incident. (56%) reported to the police 9% reported to an insurance company 3% reported to neighbourhood watch 8% reported to the County Council 9% reported to the District Council 5% reported to the Parish Council 4% reported to another (unspecified) 34% did not report the incident.

Anti Social Behaviour

29% of respondents claimed to have witnessed anti-social behaviour in young people, compared to 11% who witnessed antisocial behaviour on the part of adults. In each case, of those who indicated they had been personally affected by anti-social behaviour, 4% cited adults whilst 10% said they were personally affected by the behaviour of 'young people'.

For their part, the youth respondents were split roughly into 60% who said they were worried about anti-social behaviour against 40% who indicated they were not.

In soliciting responses to specific behaviours, 19% respondents claimed they had experienced inconsiderate noise or behaviour. 14.% had witnessed graffiti, fly posting or similar act of defacing. 12% respondents claimed they had been personally affected by inconsiderate noise, whilst acts of defacing had personally affected 4% of people. Physical damage to communal or private property was witnessed by 18% respondents.





Witnessing litter or illegal tipping attracted 23% responses .

Anti-social behaviour perceived as being 'alcohol related' had been witnessed by 17% of respondents.

The Policing of Enderby

With regard to policing, respondents were asked to rate the policing of Enderby. 24% claimed it was satisfactory, 56% felt it could be improved and 21% indicated they believed policing was unsatisfactory.

The respondents who felt that policing in Enderby is 'unsatisfactory' or 'could be improved' indicated why they had formed that opinion. 91% felt police were 'not visible' on the streets, 25% cited poor response times and 33% felt offenders often escaped detection. When questioned about what could improve the policing of Enderby, 33% of respondents overwhelmingly (and not unexpectedly) advocated more numbers of police and a greater visible

presence. Tougher sanctions for offenders featured among the suggestions, although that is the remit of the justice system rather than the police per se. Interestingly, a small number of respondents spoke of parental or education/community responsibility when tackling offending by young persons. Only 3 respondents mentioned CCTV. "



When asked specifically about the installation of CCTV in Enderby, a majority of responses received were in favour -but were split with regard to funding. 73% were in favour of CCTV, providing it was completely funded by 'the Council'. Just 9% were agreeable to contributing towards the cost of installation of CCTV in Enderby.

Youth Questionnaire

91 young people completed and returned the youth questionnaire which asked them a number of questions about what they liked and disliked about Enderby, what facilities they used and what facilities they would like to see in the village and information on what public transport the young people used. The questionnaires were distributed through Brockington College and Lutterworth community college.

When asked what they liked about Enderby the young people liked the leisure centre, the parks and the shops and facilities. What they did not like about the village was the motorway, traffic and anti social behaviour, with many young people not liking the groups of young people hanging about.

When asked about what facilities they used the most popular used by the young people were

Leisure Centre	79%
Park	69%
Meridian	51%
Sports Clubs	19%

Of those young people who used other sports or interest clubs the young people listed football clubs, swimming club, young farmers and Julia Payne school of dance.

When asked why they did not use the facilities that were available in Enderby the young people cited the following reasons

Not interested	36%
Didn't know about them	31%
Put off by other people	26%
Transport too expensive	14%

When asked about what facilities the young people would like to see the most popular requests were for a mountain climbing wall, a five a side pitch, youth shelter, internet café and rugby posts

The young people were also asked about their use of transport. Most young people used the school bus but most of their other transport was use of the family car. The most commonly cited reason for not using any form of public transport was that it was too expensive.

Young people did walk and cycle, but they stated they were put off doing this by bad weather, and they would also like more cycle tracks

In terms of crime and disorder the vast majority did feel safe in Enderby (86%) both during the day and at night time, but they would have liked more facilities they could use during both day and evening

Annex 1

Roads in Enderby and St Johns

Suggestions from respondents

Mini roundabouts;

Blaby Road / Kirk Lane

Blaby Road / King Street

Co-operation Street / King Street

20 mph speed limits throughout the village

More parking restrictions;

King Street


Cross Street

Townsend Road

Traffic Calming;

George Street

Trinity Road



Enderby Parish Plan

Transport

Issue	Action	Priority	Timescales	Partners	Cost
Frequency and timing of service buses	To increase the number of different routes, specifically radial, ie Blaby, LRI	Medium	Within 6 months	Arriva LCC City Council	Minimal
Quality of bus service	To increase the number of wheelchair and pushchair friendly buses	Medium	Within 6 months	Arriva LCC City Council	Medium
Frequency, timing and cost of train services	To increase the frequency of trains, and increase parking facilities at the station	Low	One year	Train Service Provider Blaby District council	Minimal
Lack of integration between public transport providers	Incorporate these results into any future consultation framework on public transport	Medium	Ongoing	Arriva Train service provider LCC	Minimal
Street Lighting identified as poor	Relevant organizations to be informed of areas where street lighting has been identified as poor and improve street lighting	Medium	One year	LCC Enderby Parish Council	Minimal
Cars parked illegally	To continue to support the better enforcement of parking restrictions	High	Ongoing	LCC Blaby District Council Police	Minimal
Cars parked irresponsibly	To lobby for yellow lines where parking causes problems	Medium	One year	LCC	Minimal

Issue	Action	Priority	Timescales	Partners	Cost
Introduction of a one way system	Incorporate these results into future consultation on traffic flow	Low	Ongoing	LCC	High
Request for a by pass	Incorporate these results into future consultation on traffic flow	Low	Ongoing	LCC	High
Need for more off road parking in the village centre and various other locations	Pursue the possibility of identifying additional parking spaces	Medium	One year	Enderby Parish Council Blaby District Council	Medium
Need to increase disabled parking spaces	Pursue the possibility of identifying additional disabled parking spaces	Medium	One year	Enderby Parish Council Blaby District Council	Medium
Pavement 'usability' for wheelchair and pushchair users	Link into other actions regarding other parking issues	Medium	One year	LCC Blaby District Council VABD	Medium
Difficulty in crossing in the village centre	To give consideration to a recognised crossing point	Medium	One year	LCC BDC Enderby Parish Council	Medium
Dog Fouling	To promote the availability of 'pooper scoopers' and number of dog mess bins and proportionate enforcement	High	Within six months	BDC Enderby Parish Council	Minimal
Complete review of traffic management in Enderby and St Johns	To incorporate these results in future traffic management plans Sub committee to explore solutions for solving Enderby's traffic problems	High	Ongoing	BDC Enderby Parish Council LCC Community	Medium

Facilities

Issue	Action	Priority	Timescales	Partner	Cost
Residents valued their local facilities	Letter of thanks and recognition to the local shops	Low	Within 6 months	Parish Plan Group	Minimal
Lack of knowledge by residents of the full range of facilities	To create and deliver an information pack for local residents	Medium	Within one year	Parish Plan Group Enderby Parish Council Blaby District Council Local Businesses Leicestershire Villages	Medium
Facilities residents felt they would use if provided	To ensure local authorities and other service providers are aware of the required needs of the community	Low	Ongoing	Enderby Parish Council Blaby District Council Local business	Minimal
Need for free useable, accessible activity area	To review possibility of establishing a Multi Use Games Area (MUGA)	Medium	One year	Enderby Parish Council Blaby District Council LCC could have an input	High
Enderby Event	To establish a sub committee to set up an annual event	Medium	Two years	Community Enderby Parish Council	Medium
Cleanliness of the village	To consider an annual clean up Enderby morning	Medium	One year	Community Enderby Parish Council Blaby District Council	Low

Planning and Environment

Issue	Action	Priority	Timescales	Partners	Cost
90% of Enderby residents believed it was important that Enderby remained separate from neighbouring areas	To ensure this is taken into consideration on all future planning decisions	High	Ongoing	Enderby Parish Council Blaby District Council LCC	Minimal
Enderby residents were concerned about air and noise pollution	To monitor and assess the impact of this on Enderby residents	Medium	Ongoing	Blaby District Council	Medium
Improve the physical environment	Increase soft and hard landscaping in the village centre	Low	Two years	Parish Council BDC Local Businesses	Medium
Concern about encroachment development	To commit to keeping, and increasing green spaces in the community	Medium	Two years	Blaby District Council Enderby Parish Council LCC	Medium
Lack of play equipment for small children	To consider improved play equipment in the parks and playing fields	High	6 Months	Blaby District Council Enderby Parish Council LCC	Medium
General upkeep of Whistle Way	To increase the usability of Whistle Way	Medium	One year	LCC Blaby District Council Enderby Parish Council	Minimal
Resident recognised Enderby as an historic village	Recognition of the historic nature of the village centre by a notice board with historic information and a map	Low	One year	Enderby Parish Council Historic Society LCC	Medium

Youth Issues

Issue	Action	Priority	Timescales	Partners	Cost
Lack of facilities for young people	To give consideration to setting up a MUGA	High	Two Years	LCC Blaby District Council Enderby Parish Council	High
Young People concerned about crime	PCSO and PBO to link in with local school	Medium	Ongoing	Crime and Disorder Partnership LCC	Low

Crime and Disorder

Issue	Action	Priority	Timescales	Partners	Cost
Concern about 'no go' areas in the village	To increase police patrols in the identified 'no go' areas	High	Ongoing	Police	Minimal
Concern about the lack of police presence	To increase police visibility, specifically on foot	High	Ongoing	Police	Minimal
To give consideration to technical solutions to anti-social behaviour	Installation of CCTV system	High	One year	Police Blaby District Council	High