

***THRUSSINGTON PARISH
PLAN 2007***

Contents page

1. Background to the parish plan	1
2. The parish of Thrussington	3
3. Who lives in Thrussington?	4
4. Time lived in Thrussington	5
5. Employment	5
6. Travel to work	6
7. Thrussington as a place to live	7
8. Reasons for living in Thrussington	9
9. What concerns people about Thrussington	10
10. Sileby Recycling Facility	11
11. Environmental maintenance issues	11
12. Footpaths and rights of way	12
13. Disturbances to the 'rural country setting'	13
14. Dog fouling	14
15. Thrussington – a safe place to live	14
16. Thrussington – a friendly place to live	15
17. Knowledge of local history	15
18. Protection of the village's heritage	16
19. Roads and pavements	17
20. Road safety	17
21. Public transport	19
22. Best Village and Britain in Bloom competitions	21
23. Home insulation and power sources	21
Parish map	22
24. Housing needs	22
25. Village activities	23
i. Interests expressed	23
ii. Interest in participating in new clubs	26
iii. Existing clubs	27
iv. Annual events	28
v. Proposals for future events	28
vi. Venues for events	29
vii. Lack of participation in activities/events	29
26. Leisure facilities in the village	29
i. Indoor leisure facilities	30
ii. Outdoor leisure facilities	30
iii. Children's playground	30
iv. Designated playing field	31
27. Sources of information and channels of communication	31
i. Village outlets	31
ii. The internet	32
iii. Royal Mail	32
28. Children and education	32
29. Adult education	33
30. Services outside the parish relevant to parishioners	33
i. Library services	34
ii. Medical services	35
31. Conclusion	36
Appendix 1: Youth Questionnaire	37
Appendix 2: Action plan	40



Thrussington Ramblers'
first walk, 2000



Parish Plan launch, 2006



Parish Plan launch, 2006



THRUSSINGTON

Parish Plan

1. Background to the Parish Plan

On 23rd June 2005 a meeting was held in the Thrussington village hall to explain the Parish Plan initiative, organized by the Rural Community Council for Leicestershire and Rutland. Their Community Development Officer, Hazel Fish, invited those present to engage in a 'grass-roots' project to help determine the future of our parish, as a number of other communities in the county had done. Volunteers were sought for a steering group, who would arrange for full consultation with all parishioners to form the basis of a Parish Plan. This document is that plan.

The first meeting of some dozen volunteers met in the church on 12th September 2005. Eventually the following steering group was formed, which met monthly in each other's houses:

David Alton, Chairman
Liz Collingham, Secretary
Heather Lund, Treasurer
Janet Heath (ex officio, Parish Council Clerk)
Samantha Heselton
Janet Procter-Blain
Jane Patterson-Prentice
Michael Patterson

Hazel Fish also attended many meetings, and a number of people helped out on other occasions, as on the 'launch day' (see below).

An adult questionnaire and a youth questionnaire for ages 11-19 were devised, which were launched at the Thrussington Parish Plan Questionnaire Day in the Village Hall on 16th September 2006. During the day, while adults were offered an exhibition and refreshments, younger members of our community were entertained with various activities and were also interviewed about their village. Printed questionnaires were distributed to each household in the parish by the end of September and collected or returned to the village shop in the ensuing weeks. There then followed the arduous task of entering and evaluating the results, which form the basis of this report.

According to the electoral roll of 1st December 2006, there are 224 households in Thrussington. 168 adult questionnaires were completed, representing a 75% return, a commendable figure for such surveys and higher than that for most of the existing parish plans. In addition, 27 youth questionnaires were returned.

Some of the registered households are now empty or are in the process of moving; some families were unwilling to participate because they suspected government interference or felt that 'it would do no good'; some returned questionnaires unmarked; some, despite excellent publicity from the launch day, notices in *Thrussington Life*, and signs throughout the village urging 'Have Your Say', were seemingly put off by the length and detail of the questionnaire and simply never got round to completing theirs.

Nevertheless, with three-quarters of Thrussingtonians 'having their say', together with significant contributions by their children in the youth questionnaires and interviews at the launch day, we feel that this document fairly represents the views of those who live in Thrussington.

Please note: most results state the number of 'respondents', i.e. individual households, but sometimes, where multiple answers were invited, the number of 'replies' is recorded, i.e. one household may give several answers to the same question. Percentages are therefore either of the respondents, or, where indicated, of replies; they have been rounded to the nearest whole number so may not always add up to 100%. In questions where a free response was invited, these have normally been noted only when at least two people have made the same point



Anyone wishing to see the full results of the questionnaires should log on to the following website:

http://www.merlinco-surveys.co.uk/web_survey/results/index.asp

Client name is: lrp2

Questionnaire name is: thrussington or thrussingtonyouth

Password: dalton

2. The parish of Thrussington

Thrussington is an attractive village in the Wreake Valley, indeed the only village that directly borders on the River Wreake. It lies between the A46 Leicester-Newark road and the A607 Leicester-Melton Mowbray road, and is crossed by the Ratcliffe-Hoby Road. It is bounded by the River Wreake, the Fosse Way (the A46), and the parishes of Ratcliffe, Hoby and Ragdale.

Its 'hybrid' name points to its ancient origins: the ending '-ton' is evidence of a Saxon settlement, while 'Thrussing-' almost certainly derives from the Viking name Thorsten. Given its sheltered location and its good access to the River Wreake and to the ancient predecessor of the Fosse Way, there may well have been a settlement here for several millennia. Certainly, the village is in the Domesday Book, which recorded some 30 households in the parish.

According to the electoral roll of 1st December 2006, there are 455 registered electors in Thrussington. If one adds children and those who failed to register, one can safely predict that the population of the parish is around 500.

Thrussington has a mix of new and old houses, two of which are thatched. It boasts a number of working farms, two thriving pubs, a hairdresser's and beauty salon, light woodcraft industry in the form of the Wreake Valley Craftsmen, a small new office building on the Seagrave Road, and a complex at the top of Seagrave Road, including a builder's yard, a garden marquee sales centre and a caravan and lorry park. On the A46, at the edge of the parish, are a Travelodge and Little Chef. The shop is at present closed, and it is not known whether it (and its Post Office?) will be reopened. There is a Church of England Primary School and a busy Village Hall. The Green is used for annual events, including Skittles, Trinity Fayre, morris dancing, etc. Holy Trinity Church, which has its own choir, is a charming ironstone building and also occasionally hosts village events in addition to its regular services. There is, at the time of writing, an hourly bus service until the late afternoon along the Wreake Valley to Leicester and Melton Mowbray.

The village has a parish magazine, *Thrussington Life*, which is distributed free to each household. There is a wide spread of activities in the village: Beavers, Brownies, Cubs, Scouts, art class, bridge group, yoga, over 50's coffee mornings, table tennis, Women's Institute, Local History Society, Ramblers, pétanque, darts, bell ringers, pre-school activities, and a newly formed book club. In addition, other events are regularly organized by the School Parent Teachers Friends Association, and by the Village Hall Committee.

Thrussington is not well served by footpaths, i.e. field-paths: there are only two in the village, one at the top of Regent Road, leading to Ragdale, the other at the bottom of Back Lane, leading to Brooksby and Hoby. In addition, there is a footpath from the Seagrave Road across farmland down to the Ratcliffe Road. There are no bridleways in the immediate area, and horses are usually exercised up Old Gate Road.

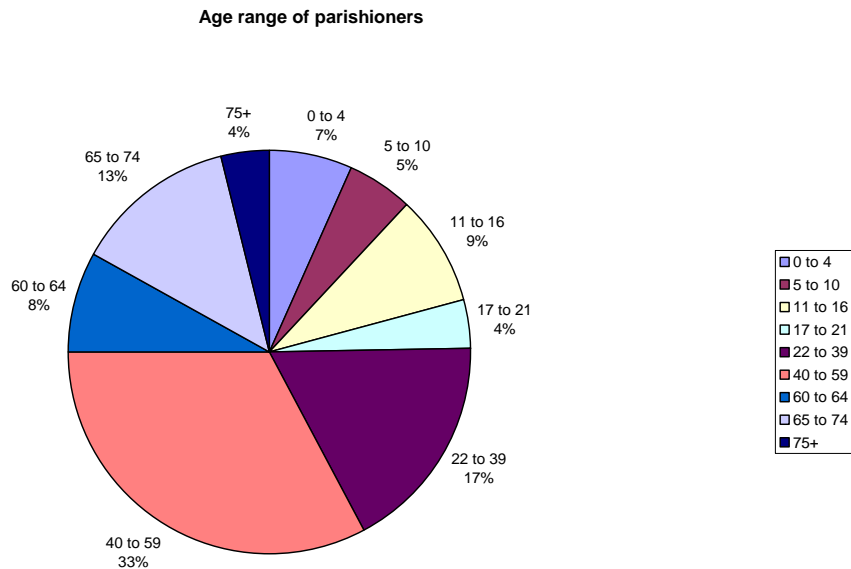
3. Who lives in Thrussington?

408 individuals (210 male, 198 female) were recorded in this questionnaire. The demographic breakdown was as follows:

Age	Number	Percentage
0 - 4	27 (17m, 10f)	7%
5 - 10	22 (11m, 11f)	5%
11 - 16	36 (19m, 17f)	9%
17 - 21	16 (5m, 11f)	4%
22 - 39	71 (37m, 34f)	17%
40 - 59	134 (68m, 66f)	33%
60 - 64	33 (16m, 17f)	8%
65 - 74	53 (28m, 25f)	13%
75+	16 (9m, 7f)	4%

This indicates a fairly balanced population, with 25% of Thrussingtonians under 21 and 25% over 60. Perhaps most notable is the small number of older teenagers (only 4% in the 17-21 age group).

Ages of those answering the youth questionnaire ranged from 11 to 18 and averaged at 13. There was an equal number of male and female.

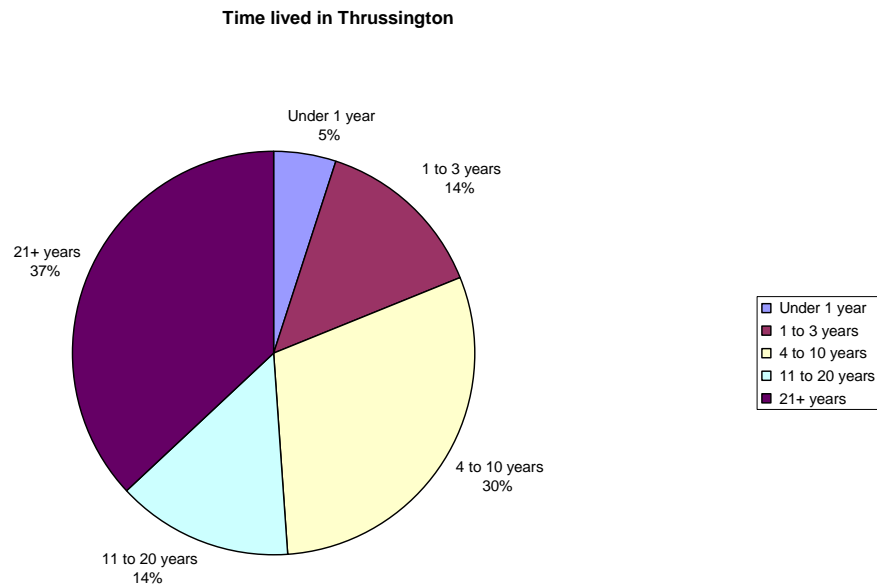


4. Time lived in Thrussington

The parish has a stable population. Over a third of respondents have lived here for 21 or more years.

The full results are:

Under 1 year	5%
1-3 years	14%
4-10 years	30%
11-20 years	14%
21+ years	37%



5. Employment

The population of Thrussington enjoys a high level of employment. Of the 364 recorded, i.e. almost everyone over the age of 5, over a third, was employed full-time, and a further quarter was employed part-time or self-employed. No-one was registered unemployed or permanently sick or disabled.

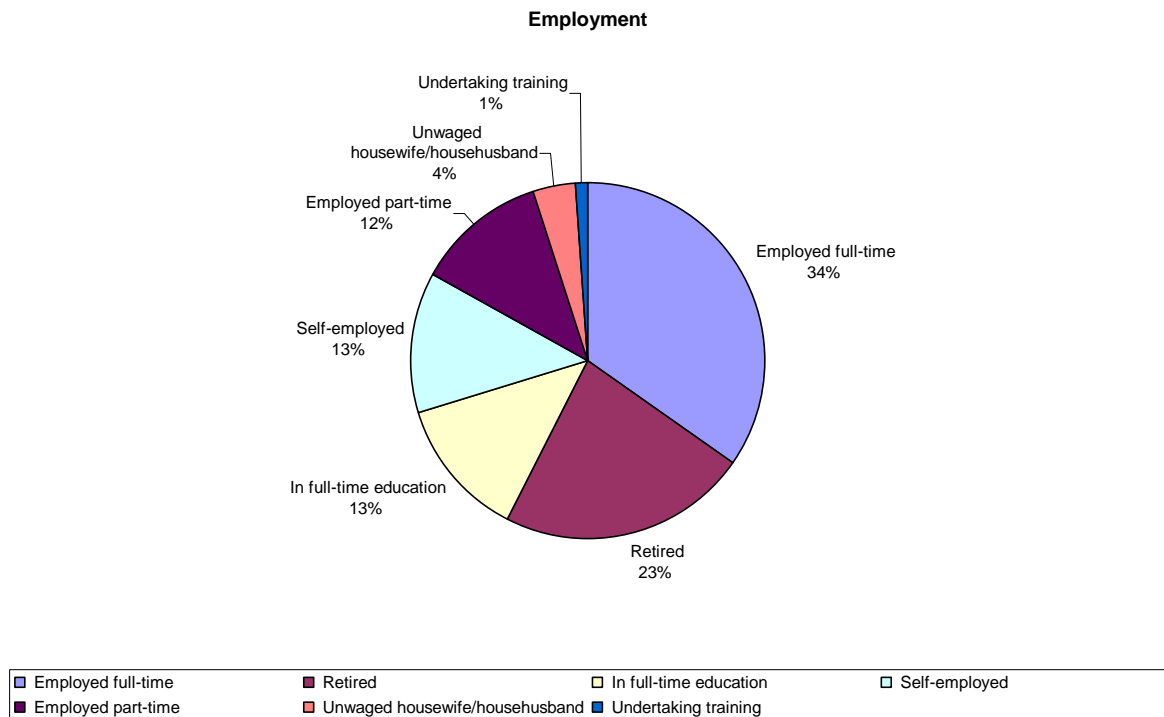
The full results are as follows:

Employed full-time	35%
Retired	23%
In full-time education	13%
Self-employed	13%
Employed part-time	12%
Unwaged housewife/househusband	4%
Undertaking training	1%
Unemployed	0%
Permanently sick/disabled	0%

19% of respondents expressed an interest in a small business grant.

A1 ACTION. To pass on information about small business grants to those who requested it on the back sheet of the questionnaire.

Of the 25 respondents to this question on the youth questionnaire, 80% were at school, 16% at college, 4% at university, and none was unemployed.



6. Travel to work

Thrussington is mainly a commuter village.

Of the 114 respondents to the question how people travelled to work, the vast majority used their car. Less than 4% used the bus.

The full results were:

By car	87%
By bus	4%
By foot	3%
Work at home	15%
Other means	8%
No fixed place of work	6%

Distances travelled to place of work were astonishing. Of the 163 who work away from home, ten travelled 100 miles or over, one clocking up 600 miles! The average distance for the first employed person in each household was 37 miles, for the second 17 miles, for the third and fourth 12.

Travel by car seems to be unavoidable for our working parishioners. This clearly affects issues like parking and – in a wider context – issues like fuel tax and possible road pricing.



7. Thrussington as a place to live

The feature of Thrussington regarded by respondents as the most important was their own homes (86% very important, and a further 10% important).

Almost as significant was a 'rural country setting' (85% very important, and a further 13% important). In the youth questionnaire, of the 25 respondents describing the advantages of living in Thrussington, 8 (32%) volunteered answers referring to the quiet, rural location. These are important statistics when considering concerns about housing and road improvements. Clearly, the majority wish to see the rural character of the village preserved and do not wish to see Thrussington turned into a suburb of Leicester.

It is a sad irony that the next most important feature of the village, the village shop (rated as 61% very important, and a further 24% important), since the death of David Hampson in 2006, now faces an uncertain future.

Similarly, the Post Office (rated as 43% very important, and 26% important) has closed since the inception of the Parish Plan initiative.

Still thriving, and considered significant features by a good majority, are the primary school and the village hall (57% very important, 19% important; 54% very important, 26% important, respectively).

This reflects also other positive aspects of village life, which are emphasized by a majority:

A good environment for children	61% very important	23% important
Community spirit	56% very important	27% important
Local facilities, e.g. pub	47% very important	34% important
Friendship with other villagers	43% very important	36% important

Of least importance were considered:

The church	28% very important	24% important
The River Wreake	24% very important	21% important
Local family ties	24% very important	10% important

Some other features were named or re-emphasized by 36 respondents.

Those mentioned by more than one person were:

Pubs (7 respondents)

Bus service (4 respondents)

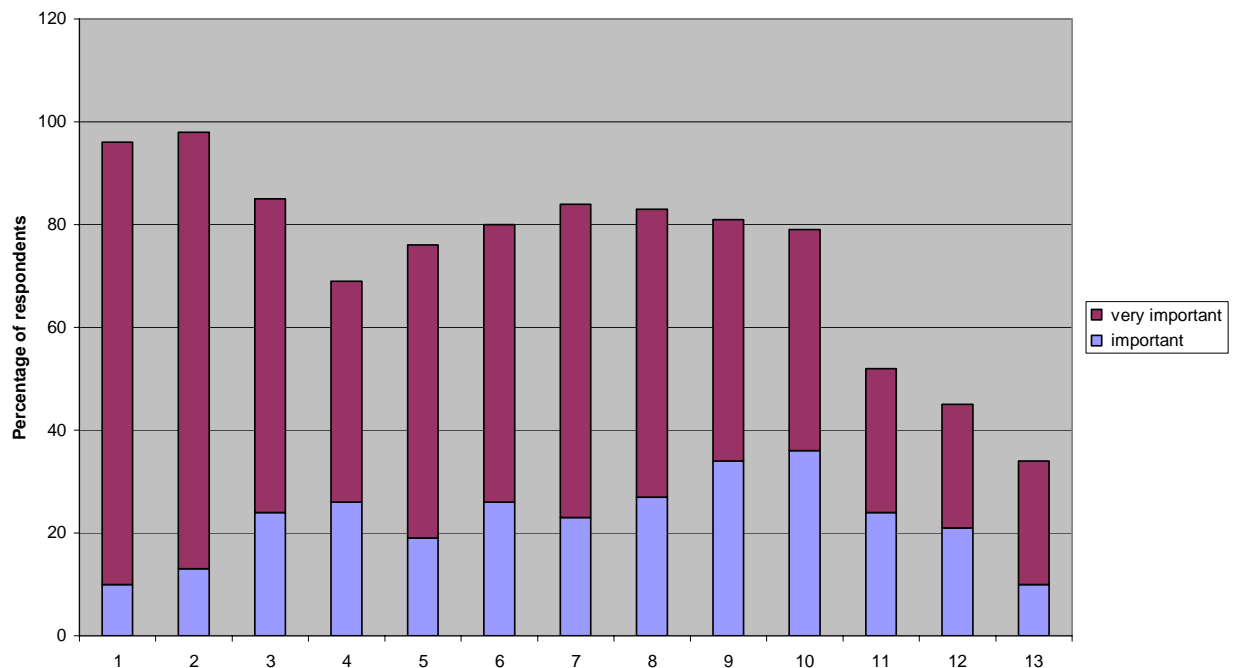
Village activities (4 respondents)

Local footpaths (2 respondents, also noted by 2 on the youth questionnaire)

Road links (2 respondents)

Peace and quiet (2 respondents)

Thrussington as a place to live



- 1: Own home; 2: Rural country setting; 3: Village shop; 4: Post office; 5: Primary school; 6: Village hall; 7: Good environment for children; 8: Community spirit; 9: Local facilities; 10: Friendship with other villagers; 11: The church; 12: The River Wreake; 13: Local family ties; 14: Other

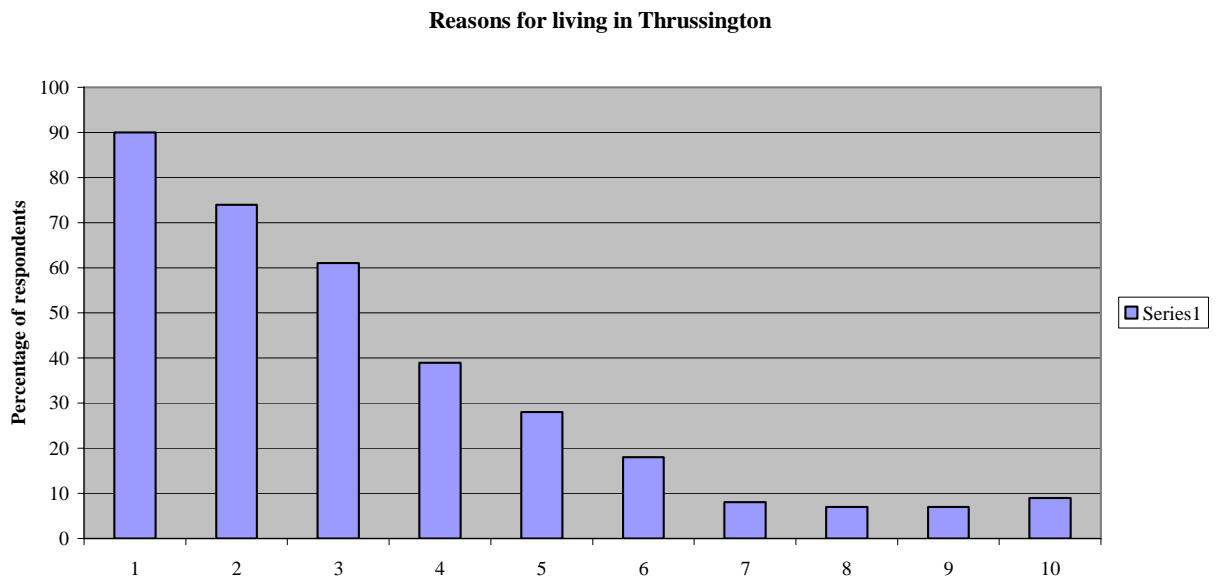
8. Reasons for living in Thrussington

The reasons given for people deciding to live in Thrussington were in order of importance:

Like to live in the country	90%
Attractiveness of the village	74%
Suitability of housing	61%
Enjoy life in a good active community	39%
Work in the area	28%
Relative(s) in the nearby vicinity	18%
Born in the village	8%
Marriage	7%
Returned to the village/parish	7%
Other	9%

Under 'other' (supplied by 15 respondents) the main reasons were:

Good road access (including to the M1)	4 respondents
Their own home	3 respondents
The village school	3 respondents



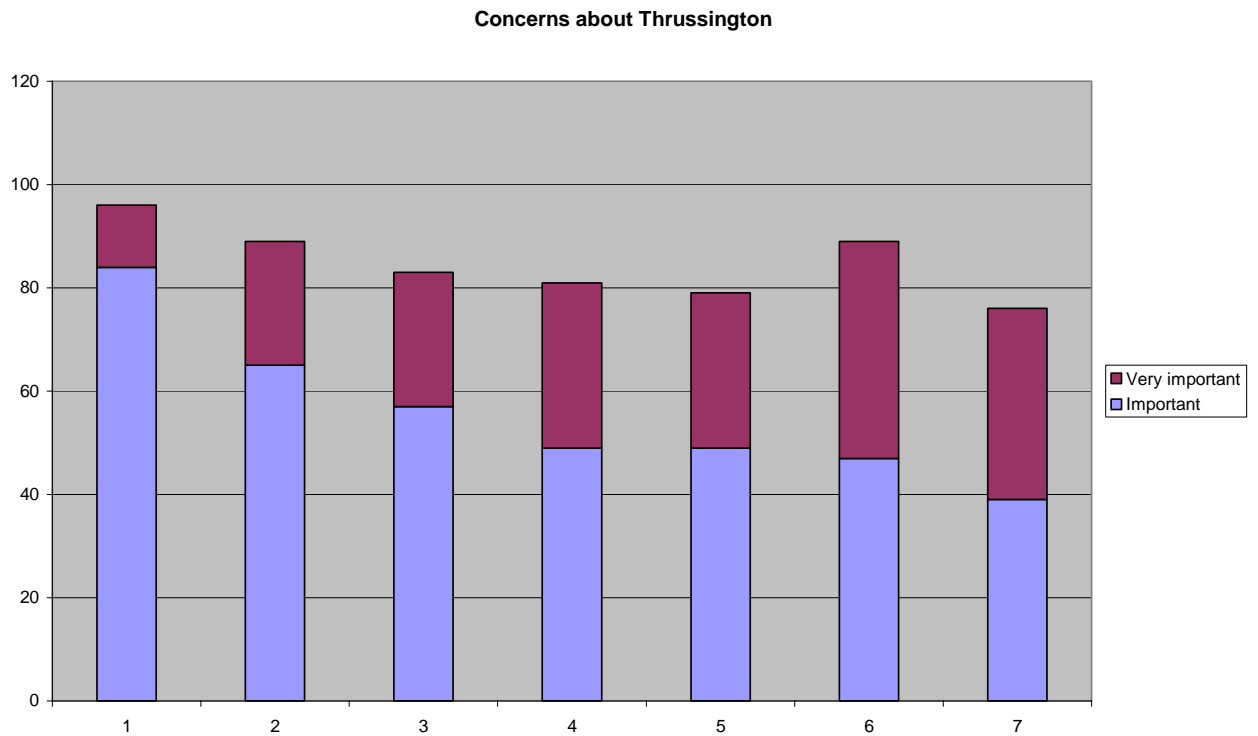
1: Like to live in the country; 2: Attractiveness of village;
 3: Suitability of housing; 4: Life in active community;
 5: Work in the area; 6: Relative(s) nearby; 7: Born in village;
 8: Marriage; 9: Returned to village; 10: Other

9. What concerns people about Thrussington

The following were considered, in order, the most significant factors in maintaining or improving the quality of life in Thrussington:

Cleanliness, tidiness and maintenance of public areas	84% very important	12% important
Control of noise pollution	65% very important	24% important
Field footpaths and rights of way	57% very important	26% important
Understanding and preservation of Thrussington heritage	49% very important	32% important
Recycling of waste	49% very important	30% important
Control of air pollution	47% very important	42% important
Energy saving	39% very important	37% important

On the youth questionnaire issues of litter and recycling were considered significant (58% very important, 17% important; 58% very important, 13% important, respectively)



1: Cleanliness & tidiness of public areas; 2: Noise pollution; 3: Field footpaths; 4: Thrussington heritage; 5: Recycling; 6: Air pollution; 7: Energy saving

10. Sileby Recycling Facility

People were asked to suggest improvements to the Sileby Recycling Facility, which is the closest Charnwood domestic refuse site to Thrussington, although it appears that a number of villagers prefer to use the Melton Mowbray facility.

There were 72 respondents, making a total of 78 constructive proposals. 7 (9%) declared themselves already satisfied with the facility. Suggestions for improvement focused on the following:

A need to expand the site and create better access	(17 respondents, 22%)
Better organization of the site with designated parking for vehicles	(16 respondents, 21%)
Better designed skips to avoid having to carry heavy waste up the steps	(13 respondents, 17%)
Better publicity and signage	(8 respondents, 10%)
Encourage staff to be more helpful	(6 respondents, 8%)
Increase the range of recyclable waste	(5 respondents, 6%)
Skips to be emptied more frequently	(3 respondents, 4%)
Allow larger vehicles access	(1 respondent, 1%)
Provide hand washing facility	(1 respondent, 1%)
Re-site, away from housing	(1 respondent, 1%)

A2 ACTION: Inform Leicestershire County Council of these findings. Some suggestions, like better publicity and signage, improved staff behaviour, and organizing parking of vehicles more sensibly, could be implemented without major capital outlay.

11. Environmental maintenance issues

On the whole, while hardly enthusiastic about the level of environmental maintenance, parishioners were broadly satisfied with the way the Council looked after public areas. The average level of dissatisfaction for all categories was 24%, and the most, for fly tipping, was 34%.

Full percentage results, in order of greatest satisfaction to least:

	V. satisfied	Satisfied	Neutral	Dissatisfied	V. dissatisfied.
Mowing	30	35	25	9	1
Sweeping	13	29	34	17	7
Pavements	9	34	32	19	5
Fly tipping	12	20	34	16	18
Drains	8	28	40	11	13
Litter	8	23	40	19	11

Two of the greatest areas of dissatisfaction, litter and fly tipping, are, of course not entirely within the control of the Council, and parishioners themselves should be encouraged to be more vigilant about such abuses to their environment.

Other areas of dissatisfaction were expressed by 25 respondents. Those which were commented on by two or more people were:

Dog fouling	8 respondents
Overhanging hedges	6 respondents
Footpaths	2 respondents
River Wreake	2 respondents

Dog fouling is dealt with below.

A3 ACTION. To pass on this information to Charnwood Borough Council, to request some more litter bins (now also used for dog waste – see Section 14 below) and ask that they check that hedges on roads and pavements are kept trimmed, but generally to congratulate the Council on a reasonable level of maintenance of the environment.

12. Footpaths and rights of way

Only 6% of respondents never use the local footpaths, 27% use them rarely, and 67% use them often.

A number of difficulties while walking local rights of way were encountered by many respondents. In order of frequency these were:

Nuisance from animals (farm and domestic)	44 respondents (48%)
Muddy ground (e.g. lack of reinstatement after ploughing)	38 respondents (41%)
Poor waymarking	36 respondents (39%)
Poorly maintained stiles and gates	35 respondents (38%)
Barbed wire or other man-made obstructions	24 respondents (26%)
Poor direction signs from road	22 respondents (24%)

79% of respondents would welcome a leaflet describing walks around the Thrussington area, and 96% think that walks should be better publicised, using *Thrussington Life* (76%), the Parish Notice Board (49%), and distribution of the proposed leaflet (46%). 5 respondents suggested publicity on a village website, and 2 asked for better signage from The Green.

A4 ACTION.

A4.1. A working party to be set up from those who volunteered their names to prepare the leaflet with assistance from Leicestershire County Council.

A4.2. The same working party to be asked to keep a check on waymarking, stiles, etc. in future, and to report any problems to Leicestershire County Council.

13. Disturbances to the 'rural country setting'

14% of the community were happy with the level of noise in Thrussington.

Those who were not, complained above all about aircraft noise, 65% being disturbed by it at night, and 47% by day.

Other lesser concerns were:

Traffic noise	23%
Car & house alarms	22%
Domestic animal noise	15%
Loud music	7%
Garden machinery, etc.	4%

Other concerns, expressed by more than one respondent, were:

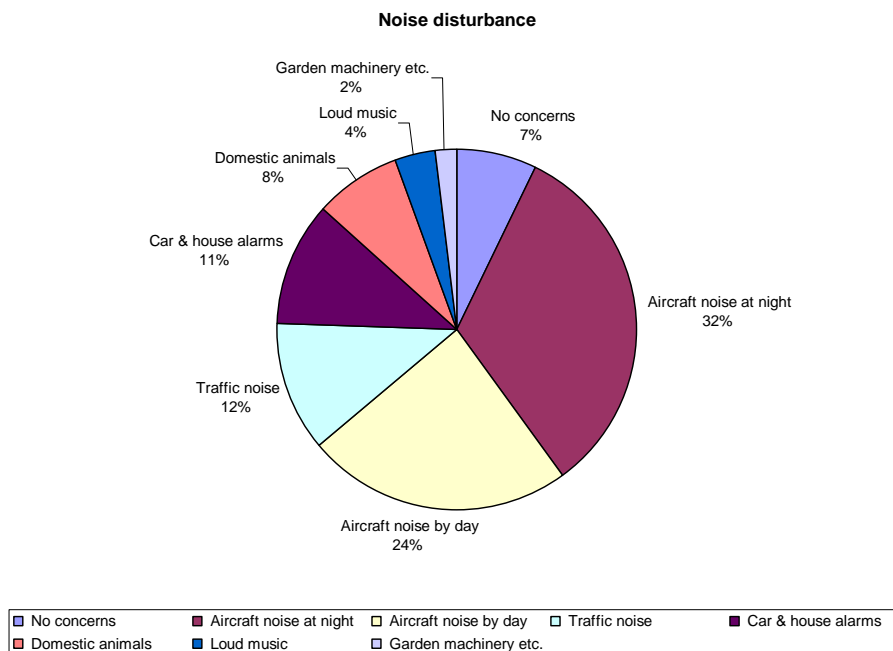
Clay pigeon shooting on Old Gate Road (4 respondents + 1 emphatic verbal communication by someone who returned the questionnaire untouched)

Train noise (3 respondents)

Noise from the pubs (2 respondents)

Old vehicles dumped in front of houses (2 respondents)

Inconsiderate parking (2 respondents)



A5 ACTION.

A5.1. To inform the authorities at East Midlands Airport of the result of the survey.

A5.2. To invite the Parish Council to ask those responsible whether the clay pigeon shooting might be limited to certain times and, as a matter of courtesy, to inform residents of lower Old Gate Road when shoots are to take place.

A5.3. To explore Charnwood Borough Council's means of addressing these problems.

14. Dog fouling

64% considered this a problem, 36% did not. 8 respondents resignedly said that the problem occurred everywhere. Those who identified particular areas of fouling pointed to:

Old Gate Road	36 respondents
Jitties and alleyways	35 respondents
The Green and surrounding pavements	19 respondents
Rearsby Road	15 respondents
Hoby Road	8 respondents
Ratcliffe Road	8 respondents
Back Lane	5 respondents

A6 ACTION.

To remind dog-owners through *Thrussington Life* that failure to clean up after their dog is not only unpleasant and unhygienic but can lead to a £1000 fine.

15. Thrussington – a safe place to live

Thrussington is fortunate in suffering very little crime. Compared with the national statistic of 24% who are annually victims of crime, the parish's average crime level of 3% over the past twelve months is reassuring. 4 respondents to the youth questionnaire commented on the safe environment offered in Thrussington, 2 stating that there were 'no jobs or vandalism.'

Crimes were experienced by the following percentage of respondents over the last year:

Car crime	8%
Theft/burglary	6%
Drunkenness	6%
Vandalism/criminal damage	5%
Drugs	4%
Underage drinking	4%
Sexual harassment/assault	1%
Racism	1%
Mugging/assault	1%
Domestic violence	1%

Of these crimes, 65% were reported to the police. The three respondents, who explained why they had not reported the crime, felt it was too trivial. Of the 12 who commented on the police response, 7 were dissatisfied, e.g. 'not taken seriously', 5 were satisfied, including 'excellent', 'exemplary'.

Only 11% of all respondents felt unsafe anywhere in Thrussington. Of these, most (8 respondents) were concerned about the jitties, especially at night, 3 were worried about the lack of street lighting on Hobby Road, 2 felt generally unsafe after dark, and 2 felt unsafe at the top of Regent Street and on the field-path because of aggressive dogs and horses.

18% of respondents thought that vandalism was a problem. The main target, cited by 27 respondents, was the village hall. The following were also mentioned: the school (5 respondents), the church (2 respondents), and the car park of the Wreake Valley Craftsmen (2 respondents).

A7 ACTION. To request the Parish Council to review street lighting in the village.

16. Thrussington – a friendly place to live

Only 4 respondents felt excluded from the community, and the 2 who gave a reason stated it was because of age. 4 people suggested how they might be helped to feel less excluded: one admitted to having no time for joining in; 1 found Thrussingtonians unfriendly; 1 complained of 'cliques'; and 1 suggested a welcoming pack for newcomers to the village.

A8 ACTION. To update the Thrussington Factsheet and decide on a method of distribution to newcomers to the village.

17. Knowledge of local history

76% of respondents stated that they had knowledge of local history and 70% were aware of the work of the Thrussington Local History Society, founded in 1976 by the late Ronald Banks and revived nine years ago to become a thriving village organization.



18. Protection of the village's heritage

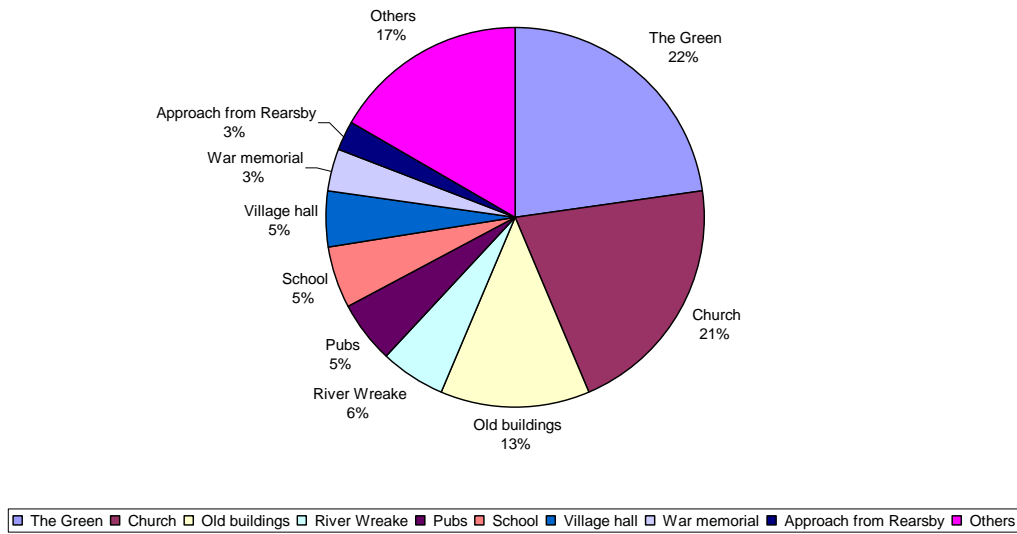
There was some confusion about the information sought in the next two questions. The first related to 'landscape features of the village/parish' that need to be protected, and the second to 'buildings or features of buildings' that need to be protected or improved. To the first question many respondents identified buildings rather than landscape features, so the responses have been coalesced, while being aware that some respondents may have given the same answer to both questions.

7 respondents (representing 3% of named features) urged no further building in the parish. This issue is dealt with below.

For the rest, the following features of the village were thought worthy of protection or improvement:

The Village Green	52 respondents (22%)
The church and churchyard	48 respondents (21%)
Old and listed buildings	29 respondents (13%)
The River Wreake	13 respondents (6%)
The pubs	12 respondents (5%)
The school	12 respondents (5%)
The village hall	11 respondents (5%)
The war memorial	8 respondents (3%)
The approach from Rearsby	6 respondents (3%)
River bridges	5 respondents (2%)
Trees	5 respondents (2%)
Church Lane (removal of old vehicles)	5 respondents (2%)
School field	4 respondents (2%)
Pentland Rooms	4 respondents (2%)
Shop	4 respondents (2%)
Grassy areas	3 respondents (1%)
Raised footpath to Rearsby	2 respondents (1%)
Rearsby Road (removal of building materials from front garden)	2 respondents (1%)
Jitties	2 respondents (1%)
Views from high ground	2 respondents (1%)

Protection of Thrussington's heritage



19. Roads and pavements

Generally, parishioners felt that the state of the roads and pavements was acceptable. Precise figures were:

	Good	Fair	Poor
State of roads	38%	61%	2%
Surface quality of pavements	40%	56%	4%
Facilities for pedestrians	27%	62%	11%
User friendliness for pushchairs/wheelchairs	24%	55%	21%

The main concerns of those who found any of the above 'poor' were:

Cars parked on pavements	11 replies
Overhanging hedges (see above)	6 replies
Lack of pavement beyond houses, especially on Hoby Road	6 replies
Pavements too narrow (e.g. bollard on jitty by churchyard)	5 replies
Poor surface of pavements	4 replies
No pedestrian refuges or speed bumps	3 replies

20. Road safety

The major concern regarding road safety, articulated by 87% of respondents, is that of speeding, especially cars entering the village down Seagrave Road, on Hoby Road, and, to some extent, down Old Gate Road (the bridge on Rearsby Road, and the parked cars on Ratcliffe Road tend to slow incoming

traffic). 88% of respondents to the youth questionnaire considered the issue of 'traffic' 'important to 'very important'.

Only 21% felt that street lighting was inadequate, while 69% of respondents to the youth questionnaire considered street lighting to be 'important' to 'very important'. 74% of adults were concerned about parking. Of these, 23% had difficulty finding a parking space, 18% suffered from cars blocking their entrance. For the rest, the major concerns were about the areas in which cars were parked. One respondent bemoaned the fact that 'Thrussington is a car park', while another pointed out that people parked on the road and put junk in their garages.

The main concern (18 replies) was parking near road junctions, especially on the corner by The Star, thus obscuring the view. 17 respondents remarked on inconsiderate parking, including cars on pavements, and one pointing out that the layby by the new cemetery was inaccessible for funerals. 14 respondents had worries about the parking on Ratcliffe Road, which effectively reduces it to a single track road, and a further 14 mentioned the parking along Seagrave Road between The Star and Old Gate Road, which obscures the view of traffic on Seagrave Road.

Suggestions for improvements to road safety can be summarized as:

Speeding (63 replies): introduce ramps, speed humps, chicanes, pinch points, flashing warning signs, written signs, 20 mph limit, speed cameras, police radar checks, 40 mph limit between villages.

Parking (29 replies): as detailed above. Other suggestions were: designated parking bays/areas, no parking for large commercial vehicles, and on-street parking to be limited to one car per household.

3 respondents wanted a stricter weight limit on vehicles, 3 wanted better street lighting, especially on the Hoby Road, and 2 wanted a clearer warning of the narrow bridge over the Wreake,

3 respondents, one of whom asked for a roundabout, pointed out the inadequacy of the junction on the A46, which is the only right turn across the A46 dual carriageway. There are no road markings to indicate who has priority in the refuge between those approaching up the A46 and those crossing from Seagrave Road.

A9 ACTION. To request the Parish Council to explore means to:

A9.1. Reduce speeding traffic, perhaps at least with rustic gates, like those in Wymeswold, either side of the Seagrave and Hoby roads.

A9.2. Pursue their application to participate in the new rural speed-watch scheme.

A9.3. To consult affected residents about a reasonable compromise between available parking and road safety, with a view perhaps to having some roads marked with double yellow lines.

A9.4. To see whether the markings at the A46 road junction can be improved.

21. Public transport

96% of Thrussingtonians use their car as their major means of transport, while only 2% walk and 2% rely on the bus. Given current concerns about carbon footprints, global warming and traffic congestion, this is an alarming statistic. However, there is clearly not an adequate public transport alternative. 15% of parishioners complain that they have transport difficulty in getting to other places: heading the list, since the demise of the previous poorly publicized bus service, is Loughborough (18 replies), followed by Nottingham (2), Leicester (2), Melton (1), Asfordby (1), Syston train station (1). One respondent also pointed out that there is no village bus service on a Sunday.

Of the 22 respondents who had difficulty getting to other places, none preferred the option of a car sharing scheme, 19 (86%) would welcome a more frequent bus service, while 3 (14%) would opt for a voluntary led local transport scheme, although 18 (82%) then stated that they would not wish to participate in such a scheme.

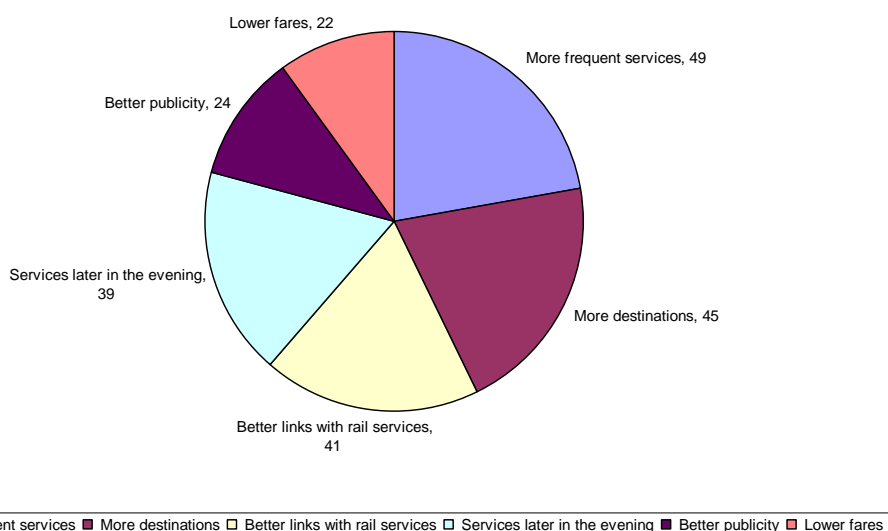
85% of respondents to the youth questionnaire considered a good bus service 'important' to 'very important'. It is disappointing that the village bus service, Route 128 operated by Woods Coaches and heavily subsidized by Charnwood Borough Council, is not better used. There is a danger of a vicious circle operating here: because the bus service does not fulfil all the needs of parishioners, buses will often run empty, and, understandably, the merit of having an hourly service is questioned. This then leads to a cut-back of services, which makes the bus an even less popular option, so that eventually the route may be cancelled altogether.

In an attempt to break this vicious circle, parishioners were asked what would encourage them to use the village bus service more.

The 103 respondents to this question indicated the following suggestions for improving the service:

More frequent services	50 replies (from 49% of respondents)
More destinations	46 replies (from 45% of respondents)
Better links with rail services	42 replies (from 41% of respondents)
Services later in the evening	40 replies (from 39% of respondents)
Better publicity	25 replies (from 24% of respondents)
Lower fares	23 replies (from 22% of respondents)

Percentage of respondents recommending improvements in local bus services



The even spread of replies suggests that there is no single change that would alter parishioners' use of the bus. It is significant that the fares are regarded as the least important, no doubt since people recognise that taking a car into Leicester, for example, with fuel and parking costs together with wear and tear, is not a cheap option, especially for pensioners holding the new free bus passes.

45% of respondents stated that they would use the bus service to Loughborough if it were reinstated. Of these 65 respondents, 52% would use the service weekly, 25% would use the service at weekends, 14% would use the service during school holidays only, 9% would use the service daily.

A10 ACTION. Pass on these findings to Leicestershire County Council.

A majority of respondents would at least consider regularly using the station at East Goscote if it were to reopen. Results were:

Definitely	13%
Probably	19%
Perhaps	46%
Definitely not	21%

A11 ACTION. To pass on this information to Central Trains.

22. Best Village and Britain in Bloom competitions

There was no great enthusiasm for the village to enter either of these, although the Best Village (formerly known as Best Kept Village) would be likely to prove more popular. It attracted 48% of the votes in favour, 12% against, and 40% 'don't knows', whilst Britain in Bloom (formerly known as Villages in Bloom) scored 29% for, 24% against, and 47% 'don't knows'.

A12 ACTION. The 4 people who offered to organize the Best Village competition and the 3 who are prepared to take on Britain in Bloom to be invited to contact the 9 people in each category who put forward their names as willing to participate, with a view to seeing how much interest can be generated. A further 25 and 12 people, respectively, said they were willing to help but did not supply their names on the back-sheet of the questionnaire.



23. Home insulation and power sources

63% of respondents believe that their homes are adequately insulated (19% no; 18% don't know), and 61% are aware that financial assistance is available to improve insulation (26% unaware, 13% don't know). 5 respondents requested further information about this financial assistance.

Interestingly, a large majority had no problems with south-facing solar panels (77% in favour, 8% against, 15% don't know). Though generally supportive, there was less enthusiasm for wind turbines: 48% would not object, 30% would, while 22% were unsure. Indeed, 34% would consider installing their own turbine (42% would not, while 24% were uncertain). There were 9 requests for further information about solar panels and wind turbines.

A13 ACTION. To supply interested parties with the requested information from Leicester Energy Advice Centre.

24. Housing needs

Only 14% of respondents are contemplating a change of accommodation within the village during the next five years. Of the 35 replies, most (43%) would seek owner occupied property. The remaining choices are:

Private rented	14%
Low cost sale	14%
Sheltered housing	9%
Sale restricted to local people	9%
Local authority/housing association rental	6%
Other	6%

Results from the youth questionnaire indicate that 40% think that they will wish to remain in Thrussington, 24% would wish to live elsewhere, and 36% are unsure.

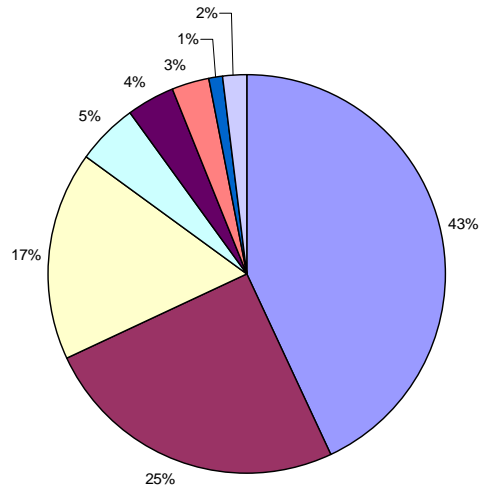
Generally, parishioners are opposed to any further housing being built in the village. Over two-thirds (67%) consider that new housing would 'impair the village'. Only 10% think that the village would be improved; 11% feel that the village would not be affected by new housing, while a further 11% had no opinion. When asked about new housing, again the majority of replies (43%) declared that there should be no further housing. Since this viewpoint could be expressed only in one box, whereas those in favour of new housing were able to tick several boxes, a truer percentage of Thrussingtonians opposed to new housing would be 56%.

Replies indicating a desire for further housing were as follows:

Starter homes	52 replies, 25%
Small family homes	36 replies, 17%
Homes for single people	10 replies, 5%
Homes for people with disabilities	8 replies, 4%
Large family homes	7 replies, 3%
Executive homes	3 replies, 1%
Other	4 replies, 2%

Significantly, a quarter of replies (from 34% of respondents) are in favour of starter homes, whereas a mere 1% of replies seeks executive homes. This suggests that those Thrussingtonians who want new housing are concerned to welcome young people and to maintain the family character of the village and not make it a dormitory for neighbouring towns. This chimes with the figure of 40% of young people who one day hope to buy their own homes in Thrussington.

Housing needs in Thrussington



No further housing	Starter homes	Small family homes	Homes for single people
Homes for people with disabilities	Large family homes	Executive homes	Other

A14 ACTION. To pass on these findings to the planning department at Charnwood Borough Council.

25. Village activities

i. Interests expressed

There is a wide range of activities that are of interest. 1096 replies were received from 152 respondents.

Heading the list is:

Walking 105 replies from 69% of respondents

This is followed by:

Gardening 68 replies from 45% of respondents

Keep fit 63 replies from 41% of respondents

For the rest, the division is between sports and more cerebral activities.

In order of popularity, replies to sports and physical activities were as follows:

Cycling 42 replies from 28% of respondents

Tennis 41 replies from 27% of respondents

Cricket 41 replies from 27% of respondents

Football 39 replies from 26% of respondents

Badminton 33 replies from 22% of respondents

Horse riding 23 replies from 15% of respondents

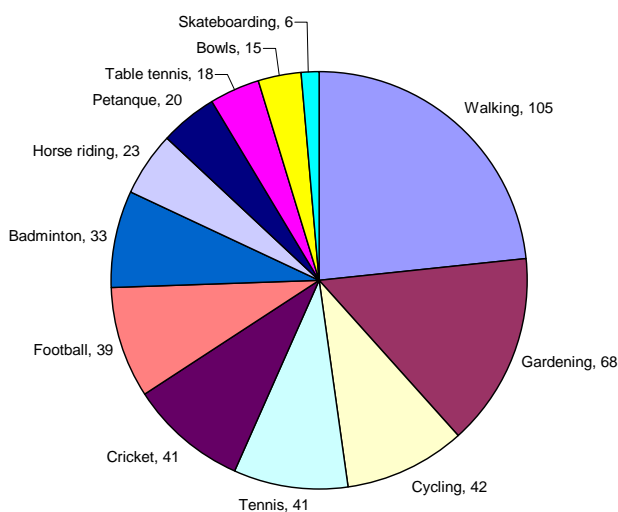
Pétanque 20 replies from 13% of respondents

Table tennis 18 replies from 12% of respondents

Bowls 15 replies from 10% of respondents

Skateboarding 6 replies from 4% of respondents

Interest in outdoor/sports activities



Walking, Gardening, Cycling, Tennis, Cricket, Football, Badminton, Horse riding, Petanque, Table tennis, Bows, Skateboarding

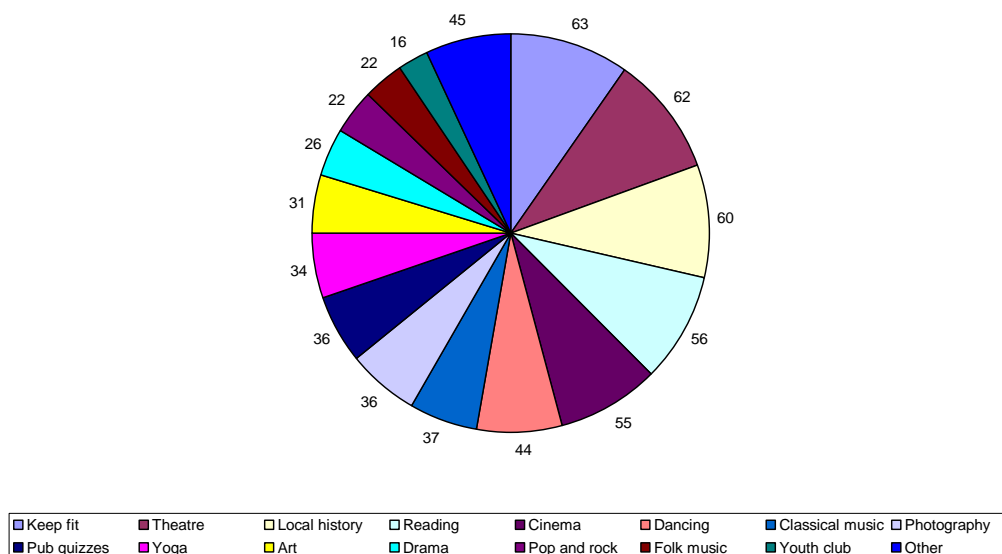
Interest in non-sports activities was as follows:

Theatre	62 replies from 41% of respondents
Local history	60 replies from 39% of respondents
Reading	56 replies from 37% of respondents
Cinema	55 replies from 36% of respondents
Dancing	44 replies from 29% of respondents
Classical music	37 replies from 24% of respondents
Photography	36 replies from 24% of respondents
Pub quizzes	36 replies from 24% of respondents
Yoga	34 replies from 22% of respondents
Art	31 replies from 20% of respondents
Drama	26 replies from 17% of respondents
Pop and rock	22 replies from 14% of respondents
Folk music	22 replies from 14% of respondents
Youth club	16 replies from 11% of respondents
Bridge	12 replies from 8% of respondents
Darts	10 replies from 7% of respondents
Chess	3 replies from 2% of respondents
Other	20 replies from 13% of respondents

Of the other interests described by 20 respondents, only four were mentioned more than once:

Golf	2 respondents
Crafts	2 respondents
Fishing	2 respondents
Running	2 respondents

Interest in indoor activities



The youth questionnaire outlining interests was broadly in line with the adult answers. 46% considered social events important or very important, and 60% regarded sports clubs/events as important or very important. Positive responses to proposed clubs were as follows:

Cinema	15 replies from 60% of respondents
Youth club	14 replies from 56% of respondents
Drama club	10 replies from 40% of respondents
Café club	6 replies from 24% of respondents
Art club	5 replies from 20% of respondents
Singing group	2 replies from 8% of respondents
Other	11 replies from 44% of respondents

Under 'other', youth respondents added to the adults' responses:

Football	14 replies
Cricket	13 replies
Tennis	9 replies
Badminton	4 replies
Table tennis	2 replies
Running	2 replies
Skateboarding	1 reply
Photography	1 reply
Dancing	1 reply

New proposals in the youth questionnaire were:

Sports club	4 replies
Rugby	4 replies
Basketball/netball	3 replies
BMX track	2 replies

According to the youth questionnaire only 4 respondents who attended Scouts in the village hall were able to pursue their interests within the village. All other young people had to go further afield for: tennis (5), swimming (4), football (3), cricket (2), running (2), dancing (2), Guides, rugby, badminton, drama, golf, netball, horse riding, and music (1 each).

A number of the interests listed above are catered for already in the village (walking, keep fit, pétanque, table tennis; local history, reading, yoga, pub quizzes, art, bridge, darts). It would seem that new clubs catering for the interest in gardening, tennis, theatre and cinema would attract a viable membership.

ii. Interest in participating in new clubs

a. Indoors

Proposals for clubs that already exist have been ignored in the following table. For the rest, the following elicited two or more responses:

Badminton	9 respondents
Dance	5 respondents
Film club	4 respondents
Youth club	3 respondents
Aerobics	3 respondents
Bowls	3 respondents
Drama	3 respondents
Gardening	3 respondents
Pilates	2 respondents
Arts and crafts	2 respondents
Art club	2 respondents

b. Outdoors

Tennis	13 respondents
Football	7 respondents
Cricket	7 respondents
Bowls	3 respondents
Cycling	3 respondents
Archery	2 respondents
Allotments	2 respondents
Gardening	2 respondents

A15 ACTION

A15.1. To contact those who put forward their names to organize the following activities: Dancing, Drama, Youth Club, Open Gardens, to encourage them to contact those interested with a view to setting up new clubs in the village.

A15.2. To invite through the pages of *Thrussington Life* people with particular interests to come forward to organize other appropriate clubs.

iii. Existing clubs

In terms of the activities already available in the village, it would seem that there was good awareness of what is on offer, surely a compliment to the coverage in *Thrussington Life*, although statistics show that only a small percentage actually participates in them. Furthermore, it appears that no-one from Thrussington attends the art class in the Village Hall.

In order of stated membership, the following activities attracted the following responses:

Activity	Aware of	Attend/belong to	Like to join
Local history	70%	22%	7%
Womens' Institute	80%	19%	1%
Pre-school activity	84%	14%	5%
Ramblers	81%	14%	5%
Yoga	80%	11%	9%
Over 50s	90%	7%	3%
Beavers/cubs/scouts	91%	6%	3%
Pétanque	89%	6%	6%
Bridge group	90%	5%	5%
Table tennis	78%	3%	19%
Bell ringers	95%	3%	3%
Darts	94%	2%	3%
Art class	93%	0%	7%

A16 ACTION. Given the interest expressed in participating in some of these activities, invitations to attend meetings should be posted in *Thrussington Life* and on the Parish Notice Board by the organizers of these clubs/classes.



iv. Annual events

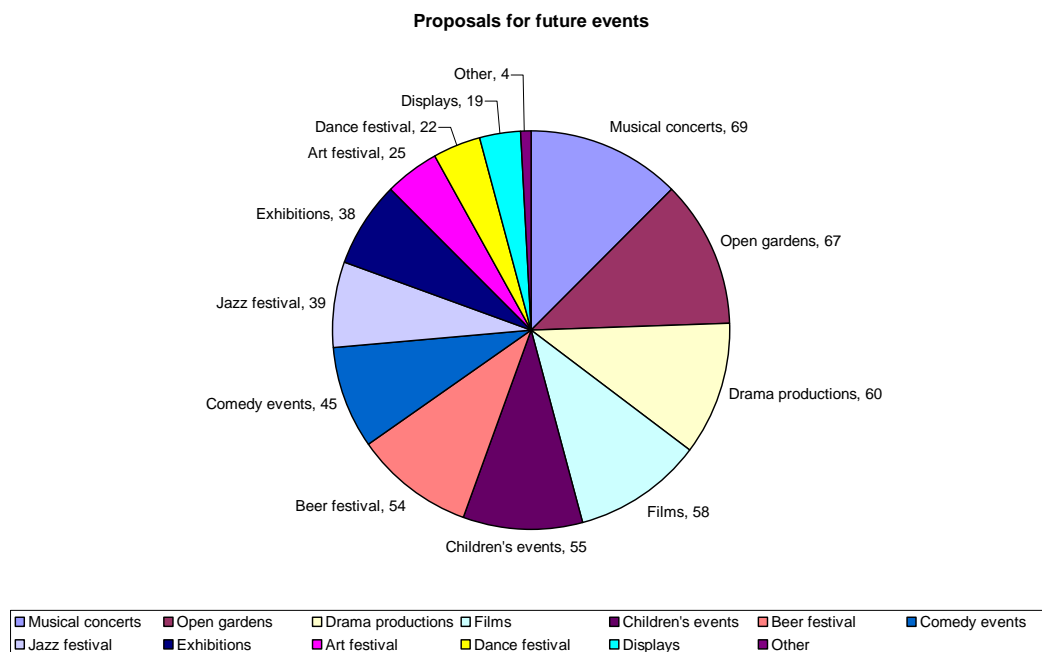
Attendance at annual village events were, in order of popularity:

Event	Every time	Whenever I can	Never
Trinity Fayre	36%	49%	15%
Skittles on the Green	39%	41%	20%
Christmas Fair	25%	49%	25%
Morris dancing	13%	49%	38%
Harvest supper	19%	35%	46%
Carol singing	18%	32%	50%

v. Proposals for future events

In order of popularity, parishioners would welcome the following:

Musical concerts	69 replies from 53% of respondents
Open Gardens	67 replies from 51% of respondents
Drama productions	60 replies from 46% of respondents
Films	58 replies from 44% of respondents
Children's events	55 replies from 42% of respondents
Beer festival	54 replies from 41% of respondents
Comedy events	45 replies from 34% of respondents
Jazz festival	39 replies from 30% of respondents
Exhibitions	38 replies from 29% of respondents
Art festival	25 replies from 19% of respondents
Dance festival	22 replies from 17% of respondents
Displays	19 replies from 15% of respondents
Other	4 replies from 3% of respondents



vi. Venues for events

Frequency of use of venues by individuals in the village was:

Venue	Use every week	Once or twice a month	Less often	Never
Village hall	14%	25%	48%	13%
The Blue Lion	19%	17%	37%	27%
The Star	9%	20%	36%	35%
The Green	4%	5%	84%	6%
The School	9%	4%	25%	62%

Suggestions for other venues were:

The church	9 respondents
The Pentland Rooms	7 respondents
Land adjacent to the village hall	2 respondents
Disused tennis court	2 respondents

vii. Lack of participation in activities/events

When asked why people did not participate in what was on offer in the village, the following responses were given:

Find timing unsuitable	43 replies (39%)
Not interested in what is available	26 replies (23%)
Had no idea what was on offer	15 replies (14%)
Have physical access problems	8 replies (7%)
Unhappy with the cost	2 replies (2%)
Other	17 replies (15%)

Under 'other' the following 16 reasons were cited:

Lack of time	9 replies
Pursue activities outside the village	3 replies
Unfriendly reception at activities	2 replies
Health/age	2 replies

26. Leisure facilities in the village

Respondents were generally unhappy with the leisure facilities offered within the parish. Generally speaking, indoor facilities were regarded as better than outdoor, and older members of the community were better served than the young.

Full results were as follows:

i. Indoor leisure facilities

Age	Good	Reasonable	Poor
0-12	5%	24%	70%
12-16	1%	21%	78%
16-25	1%	31%	68%
25-40	3%	50%	47%
40-60	10%	51%	39%
60+	15%	40%	46%
Disabled	1%	17%	82%

ii. Outdoor leisure facilities

Age	Good	Reasonable	Poor
0-12	16%	54%	30%
12-16	8%	39%	53%
16-25	1%	36%	63%
25-40	9%	64%	27%
40-60	18%	63%	19%
60+	22%	62%	16%
Disabled	5%	44%	51%

Of those who thought facilities were poor, 2 pointed out that the village is not big enough to offer a wide range of facilities. For the rest:

Lack of children’s playground/play-park	16 respondents
Lack of teenage activities	9 respondents
Poor publicity for events	5 respondents
No youth club	4 respondents
Poor disabled access	3 respondents

iii. Children’s playground

In line with the above findings, over two-thirds of Thrussingtonians would like a children’s playground. 68% were in favour, 12% against, and 20% were ‘don’t knows’. This was reinforced by the videoed interviews on the launch day. Without exception, children under 11 said that they would like a playground or ‘park’ in the village. 37% of youth respondents named a ‘park’ or ‘playground’ as the main improvement they would like to see in the village.

Suggestions for siting the playground were:

Adjacent to the village hall	47 respondents
Beside the school	42 respondents
Acquire a field	15 respondents
The Green	4 respondents

iv. Designated playing field

Again, over two thirds were in favour of a designated playing field (69%). Only 9% were opposed, and 23% were uncertain. 8 respondents (30%) to the youth questionnaire regarded the lack of a playing field as one of the major disadvantages of living in Thrussington.

Proposed areas suitable for a playing field were:

School playing field (possibly open to public at suitable times)	50 respondents
Behind village hall	21 respondents
Acquire a suitable field	16 respondents

A17 ACTION.

To invite the Parish Council to set up a working party to explore possibilities for the creation of a children's playground/play area and a designated playing field for sports.

27. Sources of information and channels of communication

i. Village outlets

There are several sources of information about facilities and activities in the village. *Thrussington Life* is the most used: 157 respondents (96%). Other sources are:

Word of mouth	114 respondents (70%)
Notice boards	94 respondents (58%)
Local shop	84 respondents (52%)
Local pubs	43 respondents (26%)
Church	22 respondents (14%)
Mobile library	2 respondents (1%)
Websites	2 respondents (1%)
Melton Times	1 respondent (1%)

People found the sources very or sometimes helpful as follows:

Articles in <i>Thrussington Life</i>	96%
Advertisements in <i>Thrussington Life</i>	92%
Village shop	87%
Notice boards	86%
Pubs	68%
Church	44%
Mobile library	7%
Telephone box	4%

One notes that over half of respondents acquired information through the village shop, and 87% found this very or sometimes helpful. This is proof, if

proof were needed, that a village shop is more than a convenient sales point but also serves a social need.

Respondents to the youth questionnaire sought the following sources of information:

Dedicated page in <i>Thrussington Life</i>	46%
A new village youth magazine	42%
A village website	38%
Notice board	29%
Text messaging	21%

A18 ACTION. To suggest to the editor of *Thrussington Life* that it regularly includes a page devoted to the interest of the under-19s in the parish.

ii. The internet

77% of respondents use emails, and 77% consult websites. 69% would use a Thrussington website, and 3 parishioners have offered to work on one.

A19 ACTION. To invite the three volunteers, who gave their names on the back-sheet, to set up a meeting with a view to developing the parish website.

iii. Royal Mail

63% of respondents are happy with the size of the village post-box, 37% would prefer a larger one.

A20 ACTION. Report this finding to Royal Mail

28. Children and education

17 respondents (11%) have children under school age. Of these, for child care 10 regularly use a nursery, 8 a playgroup, 4 their family, 2 a childminder, and 1 a crèche. 10 respondents (6%) felt unable to get the childcare they needed.

19 have children of primary school age, 12 of whom attend school in the village. The 7 who go elsewhere attend Fairfield (2), Ratcliffe College (2), Thurmaston (1), Barkby (1), Frisby (1).

Although only one set of parents stated that if the village school were to change they would send their child there, several suggestions for improvement were made: that it should be bigger (2 replies), have an after school club (2), smaller classes, a sports hall, and improve teaching (1 reply each).

22 households have secondary school children (11-16) and 9 aged 17-19. They usually travel to school:

By household car	14 replies
By school bus	13 replies
On foot	10 replies
Public bus	5 replies
Shared car	3 replies
Bicycle, taxi	0 replies
Other	1 reply

Since there is no secondary school within walking distance, it must be assumed that 'on foot' refers to walking to or from the bus. Yet again, parishioners' dependence on the private car is significant.

29. Adult education

There is not great enthusiasm for adult education courses in the village, except some for classes in leisure and sport/health. In order of interest, responses showed:

Class	Yes	Perhaps	No
Leisure interests	42%	37%	21%
Sport/healthy living	38%	34%	28%
Vocational training	19%	21%	60%
Work related course	17%	15%	68%
Courses leading to academic qualification	15%	23%	62%
Other	35%	6%	59%

Under 'other' the following specific suggestions were made: languages, especially French (3 replies), family history (2 replies), art/literature, horticulture, DIY home maintenance, classic car restoration, setting up own business (1 reply each).

In addition, 55 respondents (38%) would be interested in a computer course at the village school, 90 (62%) would not.

A21 ACTION. To explore the possibility of running a computer course in the village.

30. Services outside the parish relevant to parishioners

Although, apart from the mobile library and home visits, all library and medical services operate outside the parish, the Steering Group were asked by the County Council to provide information on these.

i. Library services

Only a very small number of Thrusingtonians use any libraries other than Syston (59 respondents), Melton (25), Leicester (16), and Loughborough (11). For example, only 9 use the mobile library.

Generally, these users are very pleased with the way the libraries operate. 55 (93%) of visitors to Syston library were satisfied or very satisfied. Figures for the other libraries were: Melton: 22 (88%); Leicester: 15 (94%); Loughborough 10 (91%); mobile library 8 (89%).

Still – refreshingly in our computer age – the main function of libraries appears to be to lend books. The complete list for use of the library is:

Borrow books	70 respondents (90%)
Borrow CDs/DVDs	32 respondents (41%)
Access local information	22 respondents (28%)
Access the internet	12 respondents (15%)
Attend events/exhibitions	11 respondents (14%)
Borrow audiobooks	10 respondents (13%)
Read newspapers	9 respondents (12%)
Undertake family/local history	8 respondents (10%)
Undertake other private study	8 respondents (10%)
Photocopy/fax	7 respondents (9%)
Go online to search catalogues/ renew books	7 respondents (9%)
Borrow large print books	5 respondents (6%)
Borrow from toy library	0 respondents (0%)
Other	2 respondents (3%)

No significant figures were returned under the rubric ‘would use if on the mobile library’, the highest being 2 respondents (3%) each for borrowing CDs/DVDs and borrowing toys.

Other proposals for improving the mobile library service were:

Change the times when the mobile library visits	13 replies
Other collection/return points (e.g. pub)	12 replies
More frequent visits	11 replies
Vary the selection of books	9 replies
Vary the selection of DVDs	5 replies
Alter stopping points in parish	4 replies
Vary the selection of CDs	2 replies
Provide additional services	2 replies
Volunteers to help collect/return books	2 replies

A22 ACTION. Report these findings to the County Library Service

ii. Medical services

The majority of respondents (85%) are registered with the Syston Health Centre. Otherwise, they go to East Goscote (4%), Melton (3%), Sileby (2%), Barrow (2%), elsewhere in Leicestershire (3%), in the West Midlands (1%), not registered (1%)

Generally, satisfaction with medical services is quite high. The following services were rated as 'good' or 'very good' by these percentages (those not using the service have been discounted):

Getting through on phone	72%
Waiting for appointment	59%
Getting to health centre	64%
Getting home visit	61%
Collecting medicines from pharmacy	79%
Access to specialist clinics/services	55%
Getting repeat prescription	77%
Community nurses	73%

The only two areas where patients were largely dissatisfied were getting medical attention in the evenings, nights, and weekends (only 25% 'good' or 'very good'), and access to an NHS dentist (33%).

Specific complaints relate to problems of parking at the Syston Health Centre, while building work is being carried out (3 respondents), problems of getting an NHS dentist (2 respondents) and problems getting physiotherapy on the NHS (2 respondents).

A23 ACTION. Pass on these results to the Syston Health Centre, since clearly the figures relate principally to the service offered by their staff.

Fortunately, only 9 respondents (5% of the total number) have to care for someone with a long-term illness or disability, and only one person sought help for their own long-term needs, and only one for someone with a disability, but neither completed the back-sheet.



31. Conclusion

Generally, one can report with some satisfaction on the state of our parish. Most parishioners are reasonably happy with Thrussington, which offers a pleasant rural environment with a low crime-rate, little noise disturbance, and a wide range of activities on offer in the village. Areas of improvement concern:

- The restoration of the shop and post-office
- The provision of a playground and playing-field
- Road safety
- An improved public transport service
- Dog fouling
- The creation of further clubs and activities

The Action Plan in Appendix 2 represents the next stage in the implementation of the Parish Plan.

In completing the parish plan, the Steering Group wish to thank, above all, the Leicestershire and Rutland Rural Community Council, especially their officer, Hazel Fish, for overseeing this initiative and for their financial support, the service providers, some of whom provided helpful comments on the questionnaire, Mike Harrison for photographs, Phil Hollaway - H² for the Parish Plan logo and, last but definitely not least, the many Thrussingtonians who patiently completed our lengthy questionnaire.

APPENDIX 1: Youth questionnaire results

Although the major issues affecting the youth of Thrussington have been reported and commented on in the main body of the Parish Plan, it was thought useful to summarize separately the findings from the 27 respondents to the youth questionnaire.

1. Village activities

i. Indoor activities

Respondents would participate in the following activities if they were available:

Cinema club	15 respondents
Youth club	14 respondents
Drama club	10 respondents
Café club	6 respondents
Art club	5 respondents
Singing group	2 respondents
Bell ringing	0 respondents
Other	11 respondents

Under 'Other' the following indoor activities were named:

Table tennis (already available)	2 respondents
Dancing	1 respondent
Digital photography	1 respondent

ii. Outdoor activities

The following were named by more than one youth respondent:

Football (i.e. soccer)	9 respondents
Tennis	7 respondents
Badminton	4 respondents
Rugby	4 respondents
Basketball/netball	3 respondents
Cricket	3 respondents
Rounders	2 respondents
BMX track	2 respondents
Running	2 respondents

2. Clubs

Only 4 respondents, who belonged to the Scouts in the Village Hall, were able to pursue an activity in the village.

For the rest, respondents belonged to the following clubs outside the village:

Tennis	5 respondents
Football	4 respondents
Swimming	4 respondents
Running	2 respondents
Dancing	2 respondents
Cricket	2 respondents
Golf	2 respondents
Netball	1 respondent
Rugby	1 respondent
Drama	1 respondent
Choir	1 respondent
Guides	1 respondent
Horse riding	1 respondent
Leicester Arts training board	1 respondent
Music group	1 respondent

3. Information

Youth respondents would like to see information on:

Forthcoming sports events	13 respondents
Forthcoming social events	11 respondents
Forthcoming arts events	3 respondents

They would like to obtain this information using:

A page in <i>Thrussington Life</i>	11 respondents
A youth magazine	10 respondents
A website	9 respondents
Displayed on a notice board	7 respondents
Text messaging	5 respondents
Other	2 respondents

Under 'other', suggestions were leaflets posted to homes, items mentioned in meetings, and 'funky posters'.

4. Concerns about Thrussington

The main priorities on the youth questionnaire are shown below. The first column shows the percentage of respondents who considered the issue important, moderately important or very important; the second column shows

the percentage represented by the percentage of respondents who considered the issue moderately or very important:

Litter	88%	75%
Traffic	88%	67%
Dog fouling	85%	73%
Good bus service	85%	54%
Sports clubs/events	80%	50%
Recycling	79%	71%
Social events	79%	46%
Place to meet	73%	38%
Evening classes	71%	25%
Street lighting	69%	62%
Youth magazine	46%	33%

Other suggestions were: using the Village Hall for more youth events/activities (4 respondents), a pavement along Hoby Road. While 2 respondents would welcome a youth magazine, one said that no-one would read it.

5. Advantages and disadvantages of living in Thrussington

Respondents listed as advantages:

Quiet, rural environment	8 respondents
Good walking, bike rides etc	4 respondents
Safe place to live	4 respondents
Friendly place to live	3 respondents

The following disadvantages were noted:

No park/playing field	8 respondents
Lack of events/clubs for youth	6 respondents
Poor bus service	4 respondents
Difficulty of making friends (esp. own age)	4 respondents
No good place to meet	3 respondents
Having to travel out of village for clubs	2 respondents
No village shop	2 respondents

6. Wished for improvements in Thrussington

Park/playground	12 respondents
Place to 'hang out'/youth club	8 respondents
Skateboard/bike track	2 respondents
More clubs for young people	2 respondents
Sports pitch	1 respondent
Better bus links	1 respondent

Appendix 2: Action Plan

Timescales (to implement the recommendation)

Short Less than 3 months
 Medium 3-12 months
 Long More than 12 months.

No.	Page	Main target	Enabling targets	Recommended actions and comments	Timescale	Service Providers	Lead group / person to follow up	Funding Notes
A1	7	Business	Business grants	To pass on information about small business grants to those who requested it on the back sheet of the questionnaire.	Short	Leicestershire County Council, Leicestershire Economic Partnership, Charnwood Borough Council, Business Link	Businesses wanting help.	F1
A2	12	Recycling	Recycling sites	Improve Sileby Recycling Facility	?	Leicestershire County Council		
A3	13	Environment	Environmental maintenance	Request some more litter bins	Short	Charnwood Borough Council	Thrussington Parish Council	
A3	13	Environment	Environmental maintenance	Keep hedges on roads and pavements trimmed	Ongoing	Leicestershire County Council	Thrussington Parish Council	
A4.1	12	Environment	Footpaths	Produce a Parish Walks Leaflet	Medium	Leicestershire County Council	Parish Plan Group	F2
A4.2	12	Environment	Footpaths	Make sure footpaths, stiles are maintained and way marked	Short	Leicestershire County Council	Parish Council	
A5.1	14	Environment	Noise Pollution	Reduce Aircraft Noise	Medium	East Midlands Airport	Parish Council and other lobbying groups	
A5.2	14	Environment	Noise Pollution	Limit clay pigeon shooting times	Short	Charnwood Borough Council	Parish Council	
A5.3	14	Environment	Pollution	Limit dumping of vehicles, pub noise	Short	Charnwood Borough Council	Parish Council	
A6	15	Environment	Dog fouling	Take enforcement action in Old Gate Road and other areas against fouling, and campaign residents reminding them of the effects and fines	Ongoing	Charnwood Borough Council and Thrussington Life	Parish Council	

Appendix 2: Action Plan

No.	Page	Main target	Enabling targets	Recommended actions and comments	Timescale	Service Providers	Lead group / person to follow up	Funding Notes
A7	16	Community Safety	Street lighting	To request the Parish Council to review street lighting in the village.	Short / Medium	Parish Council / Leicestershire County Council	Parish Council	
A8	16	Village Wellbeing	Welcome Pack	To update the Thrusington Fact sheet and decide on a method of distribution to newcomers to the village.	Medium	Parish Plan Group / Parish Council	Parish Plan Group	
A9.1	19	Community Safety	Traffic Speed	Reduce speeding traffic, with a rural calming scheme e.g. rustic gates at village entrance	Medium / Long	Leicestershire County Council		F3
A9.1	19	Community Safety	Traffic Speed	Set up a rural traffic watch scheme, using village volunteers	Medium	Leicestershire County Council / Parish Plan Group	Parish Plan Group	F3
A9.2	19	Community Safety	Highways improvement	Improve A46 markings at road junction	Medium	Leicestershire County Council/Highways Agency	Parish Council	
A5.3/ A9.3	14/19	Community Safety	Parking	Limit inconsiderate parking through negotiation with car owners / Parish Council	Short	Parish Council / police (if illegal parking)	Parish Council	
A5.3/ A9.3	14/19	Community Safety	Parking	Consider putting in some double yellow lines to prevent dangerous parking	Medium	Leicestershire County Council, Charnwood Traffic Management Team	Parish Council	
A10	21	Transport	Bus services	Request response on findings from Leicestershire County Council for possible action.	Medium	Leicestershire County Council	Parish Council	
A11	21	Transport	Train Services	Request possible reopening of East Goscote railway station?	Long	Central Trains P.O. Box 4323, Birmingham B2 4JB	Parish Council / other Parish Councils / lobbying groups	
A12	22	Village Wellbeing	Best village, Britain in Bloom competitions	Explore with volunteers possibility of entering these competitions	Medium	Rural Community Council (Leics. & Rutland)	Parish Plan Group / Parish Council	
A13	22	Energy	Energy information	To supply interested parties with the requested information.	Short	Leicester Energy Advice Centre	Parish Plan Group	F4

Appendix 2: Action Plan

No.	Page	Main target	Enabling targets	Recommended actions and comments	Timescale	Service Providers	Lead group / person to follow up	Funding Notes
A14	26	Planning	New homes	To pass on findings to the planning department at Charnwood Borough Council, for inclusion as local consultation for Local Development Plan, and for a response	Medium	Charnwood Borough Council	Parish Council	
A15.1	29	Clubs and Societies	New clubs / groups	To contact those who put forward their names to organize the following activities: Dancing, Drama, Youth Club, Open Gardens, to encourage them to contact those interested with a view to setting up new clubs in the village.	Short / Medium	Parish Plan Group / Parish Council	Parish Plan Group	F3
A15.2	29	Clubs and Societies	New clubs / groups	To invite through the pages of <i>Thrussington Life</i> people with particular interests to come forward to organize other appropriate clubs.	Short / Medium	<i>Thrussington Life</i> editors / Parish Plan Group	Parish Plan Group	F3
A16	30	Clubs and Societies	Expand membership	To publicise existing clubs in <i>Thrussington Life</i> and on the parish notice-board	Short / Medium	<i>Thrussington Life</i> editors / Parish Plan Group	Parish Plan Group	
A17	34	Sport and Leisure	Playground / playing field	To invite the Parish Council to set up a working party to explore possibilities for the creation of a children's playground/play area and a designated playing field for sports.	Medium / Long	Parish Council / School / Parish Plan Group	Parish Council	F3
A18	35	Young people	Young people Information on activities	News catering for youth interests in <i>Thrussington Life</i>	Ongoing	<i>Thrussington Life</i> editors	Parish Plan Group	F3
A19	35	Information	Parish website	Set up a Parish website	Short / Medium	http://www.leicestershirevillages.com/charnwood/ ; http://www.leicestershireparishcouncils.org/charnwood	Parish Council/Parish Plan Group	F3

Appendix 2: Action Plan

No.	Page	Main target	Enabling targets	Recommended actions and comments	Timescale	Service Providers	Lead group / person to follow up	Funding Notes
A20	35	Mail	Village letterbox	To explore the possibility of a larger postbox	Short / Medium	Royal Mail	Parish Council	
A21	36	Adult education training	Computer course	To explore the possibility of running a computer course in the village.	Medium	Leics. County Council / School	Parish Plan Group	F5
A21	37	Libraries		Report findings to the County Library Service for response and action	Medium	Leics. County Council	Parish Plan Group	F3
A23	38	Health	Medical services	Pass on these results to the Syston Health Centre for response, since the figures relate principally to the service offered by their staff.	Medium	Primary Care Trust / Syston Health Centre	Parish Council / Parish Plan Group	F3

Funding Notes	
F1	Grants for social enterprises (organised with CASEDA / LCCDA) (forms to be found on Grants and Funding page of web site at http://www.charnwoodbusiness.com/grantsandfunding.html). Contact Dave Puxley Charnwood Borough Council.
F2	The County Council provide a Parish Walks leaflet if the information is sent to them. Contact the Footpaths and Rights of way section of County Council.
F3	http://www.ruralcc.org.uk/fundinginformation.html ; http://www.fundingtoolkit.org/ ; http://www.grantsnet.co.uk/default.asp ; http://www.fundersindex.co.uk/ ; http://www.lotteryfunding.org.uk/ ; http://www.eastmidlandsairport.com/cms/142/community-fund.html ; http://www.lowcarbonbuildings.org.uk/home/
F4	http://www.lowcarbonbuildings.org.uk/home/ ; http://www.energysavingtrust.org.uk/ Leicester Energy Advice Centre Tel.0800 512012
F5	Community Foundation (training)





