

# Leicestershire Police Authority and Leicestershire County Council

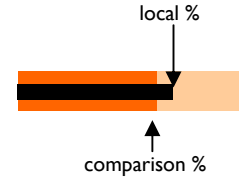
## Joint Community Based Survey : 2011/12 Quarter 2\*

results for: **Leicestershire Police Force Area**

compared to: **None**

### Key

- poor - significantly different to comparison
- ✓ good - significantly different to comparison



Question	current quarter					current year to date				
	total resp	% resp	rank	% conf	Leicestershire Police Force Area compared to None	total resp	% resp	rank	% conf	Leicestershire Police Force Area compared to None

### Perceptions of Local Public Services

% think Police doing a good job	1,174	77.6%	1/1	±2.4%		1,174	77.6%	1/1	±2.4%	
% think policing has improved / stayed the same	1,200	92.2%	1/1	±1.5%		1,200	92.2%	1/1	±1.5%	
% think local council doing a good job	1,176	49.6%	1/1	±2.9%		1,176	49.6%	1/1	±2.9%	
% agree that local council provides value for money	1,157	45.4%	1/1	±2.9%		1,157	45.4%	1/1	±2.9%	
% think local public services can be relied on to be there	1,169	74.3%	1/1	±2.5%		1,169	74.3%	1/1	±2.5%	
% think local public services treat you with respect and consideration	1,166	84.6%	1/1	±2.1%		1,166	84.6%	1/1	±2.1%	
% think local public services treat all types of people fairly	1,107	81.6%	1/1	±2.3%		1,107	81.6%	1/1	±2.3%	
% think local public services promote the interests of local residents	1,107	66.1%	1/1	±2.8%		1,107	66.1%	1/1	±2.8%	
% think local public services acts on the concerns of local people	1,134	72.6%	1/1	±2.6%		1,134	72.6%	1/1	±2.6%	
% feel well informed about local public services	1,190	75.4%	1/1	±2.4%		1,190	75.4%	1/1	±2.4%	
% agree that you can influence decisions	1,125	55.0%	1/1	±2.9%		1,125	55.0%	1/1	±2.9%	

# Leicestershire Police Authority and Leicestershire County Council

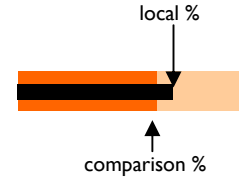
## Joint Community Based Survey : 2011/12 Quarter 2\*

results for: **Leicestershire Police Force Area**

compared to: **None**

### Key

- poor - significantly different to comparison
- ✓ good - significantly different to comparison



Question	current quarter					current year to date				
	total resp	% resp	rank	% conf	Leicestershire Police Force Area compared to None	total resp	% resp	rank	% conf	Leicestershire Police Force Area compared to None
<b>Antisocial Behaviour and Feelings of Safety</b>										
% feel safe in local area after dark	1,168	78.1%	1/1	±2.4%		1,168	78.1%	1/1	±2.4%	
% feel safe in local area during the day	1,193	97.4%	1/1	±0.9%		1,193	97.4%	1/1	±0.9%	
% think noisy neighbours or loud parties a problem	1,199	10.0%	1/1	±1.7%		1,199	10.0%	1/1	±1.7%	
% think teenagers hanging around on the streets a problem	1,194	30.5%	1/1	±2.6%		1,194	30.5%	1/1	±2.6%	
% think rubbish or litter lying around a problem	1,199	30.1%	1/1	±2.6%		1,199	30.1%	1/1	±2.6%	
% think vandalism, graffiti and other deliberate damage a problem	1,195	19.9%	1/1	±2.3%		1,195	19.9%	1/1	±2.3%	
% think people using or dealing drugs a problem	1,067	19.2%	1/1	±2.3%		1,067	19.2%	1/1	±2.3%	
% think people being drunk or rowdy in public places a problem	1,193	17.3%	1/1	±2.1%		1,193	17.3%	1/1	±2.1%	
% think abandoned or burnt out cars a problem	1,195	3.2%	1/1	±1.0%		1,195	3.2%	1/1	±1.0%	
% think people being harassed or intimidated a problem	1,166	9.4%	1/1	±1.7%		1,166	9.4%	1/1	±1.7%	
% been a victim of anti-social behaviour in the last 12 months	1,200	11.0%	1/1	±1.8%		1,200	11.0%	1/1	±1.8%	

# Leicestershire Police Authority and Leicestershire County Council

## Joint Community Based Survey : 2011/12 Quarter 2\*

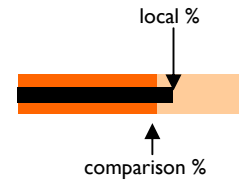
results for: **Leicestershire Police Force Area**

compared to: **None**

### Key

● poor - significantly different to comparison

✓ good - significantly different to comparison



Question	current quarter					current year to date				
	total resp	% resp	rank	% conf	Leicestershire Police Force Area compared to None	total resp	% resp	rank	% conf	Leicestershire Police Force Area compared to None
% think the level of anti-social behaviour has decreased or stayed the same	1,167	89.8%	1/1	±1.7%		1,167	89.8%	1/1	±1.7%	
% agree that police and other local services seek people's views about ASB and crime	1,139	60.4%	1/1	±2.8%		1,139	60.4%	1/1	±2.8%	
% agree that police and other local services are successfully dealing with ASB and crime	1,127	66.1%	1/1	±2.8%		1,127	66.1%	1/1	±2.8%	
<b>Perceptions of Local Area</b>										
% satisfied with local area	1,200	91.9%	1/1	±1.5%		1,200	91.9%	1/1	±1.5%	
% feel belong to immediate neighbourhood	1,185	79.5%	1/1	±2.3%		1,185	79.5%	1/1	±2.3%	
% agree people from different backgrounds get on	1,028	90.1%	1/1	±1.9%		1,028	90.1%	1/1	±1.9%	
% think people not treating each other with respect and consideration is a problem	1,148	19.3%	1/1	±2.3%		1,148	19.3%	1/1	±2.3%	

### Notes

\* contains data for 2011/12 Quarter 1 and Quarter 2

1 full wording of each question is available in the attached metadata

2 total resp. refers to the total number of individuals responding to the question

3 % resp. refers to the percentage of respondents

4 rank refers to the rank position

5 % conf (±) refers to the margin of error that has been calculated for each result at the 95% level of confidence.

Joint Community Based Survey Dashboard Version 4.0

Prepared for Leicestershire Police Authority and Leicestershire County Council by

Jeff Hardy

Lindsey Kirby

Research and Insight Team

Threat Assessment Unit

Leicestershire County Council

Leicestershire Constabulary

0116 305 7342

0116 248 5949

jefferson.hardy@leics.gov.uk

lindsey.kirby@leicestershire.pnn.police.uk



## Community Based Survey Metadata

### Perceptions of Local Public Services

Q.	Good	Description	Full Question	Response	Exclusion	Source
Q17a	High	% think Police doing a good job	Taking everything into account, how good a job do you think the following local public services are doing in this area. Firstly, Leicestershire Police.	Excellent / Good	Don't know	PA & LCC
Q19	High	% think policing has improved / stayed the same	Thinking about policing specifically, in your opinion has the policing service in your area changed over the last 12 months?	Improved / Stayed the same		PA
Q17b	High	% think Leicestershire County Council doing a good job	And how good a job do you think <<COUNCIL AS APPROPRIATE FOR AREA>> (Leicestershire County Council, <b>Leicester City Council</b> or Rutland County	Excellent / Good	Don't know	PA & LCC
Q20	High	% agree that Leicestershire County Council provides value for money	To what extent do you agree or disagree that <<COUNCIL AS APPROPRIATE FOR AREA>> (Leicestershire County Council, <b>Leicester City Council</b>	Strongly agree / Tend to agree	Don't know	LCC
Q14a	High	% think local public services can be relied on to be there	Thinking about your experience of local public services in your area over the last year. To what extent do you agree or disagree with the following statements, would	Strongly agree / Tend to agree	Don't know	PA
Q14b	High	% think local public services treat you with respect and consideration	Thinking about your experience of local public services in your area over the last year. To what extent do you agree or disagree with the following statements, would	Strongly agree / Tend to agree	Don't know	PA & LCC
Q14c	High	% think local public services treat all types of people fairly	Thinking about your experience of local public services in your area over the last year. To what extent do you agree or disagree with the following statements, would	Strongly agree / Tend to agree	Don't know	PA & LCC
Q14d	High	% think local public services promote the interests of local residents	Thinking about your experience of local public services in your area over the last year. To what extent do you agree or disagree with the following statements, would	Strongly agree / Tend to agree	Don't know	PA & LCC

Q14e	High	% think local public services acts on the concerns of local people	Thinking about your experience of local public services in your area over the last year. To what extent do you agree or disagree with the following statements, would	Strongly agree / Tend to agree	Don't know	PA & LCC
Q15	High	% feel well informed about local public services	Overall how well informed do you feel about local public services?	Very well informed / Fairly well informed	Don't know	LCC
Q16a	High	% agree that you can influence decisions	Do you agree or disagree that you can influence decisions affecting your local area?	Definitely agree/ Tend to agree	Don't know	PA

### **Antisocial Behaviour and Feelings of Safety**

Q8	High	% feel safe in local area after dark	How safe or unsafe do you feel when outside in your local area <b>after dark</b> ? Would you say you feel...	Very safe/ Fairly safe	Don't know	LCC
Q9	High	% feel safe in local area during the day	How safe or unsafe do you feel when outside in your local area <b>during the day</b> ? Would you say you feel...	Very safe/ Fairly safe	Don't know	LCC
Q10a1	Low	% think noisy neighbours or loud parties a problem	Thinking about this local area, how much of a problem do you think each of the following is?	A very big problem / Fairly big problem	No opinion	LCC
Q10a2	Low	% think teenagers hanging around on the streets a problem	Thinking about this local area, how much of a problem do you think each of the following is?	A very big problem / Fairly big problem	No opinion	LCC
Q10a3	Low	% think rubbish or litter lying around a problem	Thinking about this local area, how much of a problem do you think each of the following is?	A very big problem / Fairly big problem	No opinion	LCC
Q10a4	Low	% think vandalism, graffiti and other deliberate damage a problem	Thinking about this local area, how much of a problem do you think each of the following is?	A very big problem / Fairly big problem	No opinion	LCC

Q10a5	Low	% think people using or dealing drugs a problem	Thinking about this local area, how much of a problem do you think each of the following is?	A very big problem / Fairly big problem	No opinion	LCC
Q10a6	Low	% think people being drunk or rowdy in public places a problem	Thinking about this local area, how much of a problem do you think each of the following is?	A very big problem / Fairly big problem	No opinion	LCC
Q10a7	Low	% think abandoned or burnt out cars a problem	Thinking about this local area, how much of a problem do you think each of the following is?	A very big problem / Fairly big problem	No opinion	LCC
Q10a8	Low	% think people being harassed or intimidated a problem	Thinking about this local area, how much of a problem do you think each of the following is?	A very big problem / Fairly big problem	No opinion	LCC
Q10b	Low	% been a victim of anti-social behaviour in the last 12 months	Have you been a victim of anti social behaviour in the last 12 months?	Yes		LCC
Q11a	High	% think the level of anti-social behaviour has decreased or stayed the same	In your opinion do you think the level of antisocial behaviour in your local area has increased, decreased or stayed the same, over the last 12 months?	Decreased/ Stayed the same	Don't know	LCC
Q12	High	% agree that police and other local services seek people's views about ASB and crime	So, how much would you agree or disagree that the police and other local public services <b>seek people's views</b> about these issues in your local area?	Strongly agree / Tend to agree	Don't know	LCC
Q13	High	% agree that police and other local services are successfully dealing with ASB and crime	And how much would you agree or disagree that the police and other local public services <b>are successfully dealing with</b> these issues in your local area?	Strongly agree / Tend to agree	Don't know	LCC

## Perceptions of Local Area

Q4	High	% satisfied with local area	Overall, how satisfied or dissatisfied are you with your local area as a place to live?	Very satisfied/ Fairly satisfied		LCC
Q5	High	% feel belong to immediate neighbourhood	How strongly do you feel you belong to your <b>immediate neighbourhood?</b>	Very strongly/ Fairly strongly	Don't know	LCC
Q6	High	% agree people from different backgrounds get on	To what extent do you agree or disagree that your local area is a place where people from different backgrounds get on well together?	Definitely agree/ Tend to agree	Don't know / Too few people in local area/ All the same background	LCC
Q7a	Low	% think people not treating each other with respect and consideration is a problem	In your local area, how much of a problem do you think there is with people not treating each other with respect and consideration?	A very big problem / Fairly big problem	No opinion	LCC