



CHILDREN AND FAMILIES OVERVIEW AND SCRUTINY
COMMITTEE: 5 MARCH 2018

QUARTER 3 2017/18 PERFORMANCE REPORT

JOINT REPORT OF THE CHIEF EXECUTIVE AND DIRECTOR OF
CHILDREN AND FAMILY SERVICES

Purpose of the Report

1. The purpose of this report is to present the Children and Families Overview and Scrutiny Committee with an update on the performance of the Children and Family Services Department at the end of quarter 3 of 2017/18. This is for the period October to December 2017.

Background

2. The report is based on the set of performance measures aligned with the Council Corporate Strategy to 2018. A new Strategic Plan 2018-2022 has now been published and a new Outcomes Framework will be developed to guide future reporting to the Committee. The current performance dashboard is attached as Appendix A. Appendix B supports the Early Help indicator "Feedback from families and evaluation provides evidence of positive impact". The data and commentary provided refers to quarter 3 2017/18 (October to December 2017). Any subsequent changes will be notified in future reports.

Report Changes

3. Appendix A has been refreshed to concentrate on indicators where new data is available for quarter 3.
4. Quartile positions are added where comparative national data is available. Comparative data is not available for all indicators.

Overview

5. From 27 measures that have been reported: five have improved; 18 show no significant change and one has declined.
6. From 18 measures that have a national benchmark: six are in the top quartile, six are in the second quartile, five are in the third quartile and one is in the fourth quartile.

Children and Young People are Safe within Caring Family Homes

Social Care

7. The number of 'Child Protection cases reviewed within timescales' was 95.6%. This has been consistently high over the previous year but is a slightly lower percentage than quarter 2 (97.2%). 21 cases of 469 were not reviewed within timescales.
8. The percentage of Child Protection plans lasting two years or more that were open at the end of quarter 2 was 1.2% (6 children). This was the same number as the end of quarter 2.
9. The percentage of 'Children becoming subject to a child protection plan for a second or subsequent time' reduced from 29.4% to 25.9%. This was 20 less children than quarter 2. This remains in the fourth (lowest) quartile of all local authorities.
10. The 'percentage of children with three or more placements during the year' was 8.5% (46 children). This is five more children than quarter 2 and places Leicestershire in the second quartile nationally. The 'percentage of children in the same placement for more than two years or placed for adoption' was 67.8% (369 children). This is similar to quarter 2 (one more child) and places Leicestershire in the third quartile by national levels.
11. The percentage of Care Leavers in Suitable Accommodation was 91.8%. This is a small rise (1.2%) compared to quarter 1 and places Leicestershire in the top quartile of local authorities using available comparisons.
12. The percentage of Care Leavers in Education, Employment or Training was 48.5% (number to be added), 1.6% better than quarter 2. This is in the third quartile by comparison with other local authorities but slightly above the statistical neighbour average.
13. There were 37 Child Sexual Exploitation referrals in Leicestershire during quarter 3. This was 30 less than he reported quarter 2 figure.

Early Help

14. The number of families receiving targeted Early Help during quarter 2 was 856 and the number of individuals was 2,231. Both numbers are similar, but slightly higher, than quarter 2. This includes family members and individuals supported through Supporting Leicestershire Families and the Children's Centre Programme.
15. There was no new Payment By Results (PBR) claim during quarter 3. A claim will be made during quarter 4. To date the Supporting Leicestershire Families programme has claimed PBR for 927 families, which equates to 31% of the cohort of families placing the programme in the top 10% of Local Authorities nationally.

Children and Young People have their Health, Wellbeing and Life Chances Improved

16. The percentage of 'Children in Care who have had an annual health assessment' within the last 12 months was 78.1% (425 children). This is similar to quarter 2 (76.3%). Completion of health assessments continues to be overseen by the Children in Care Head of Service and Service Manager, with specific actions identified to address delays and barriers including systems support, processes and staffing pressures.
17. The percentage of 'Children in Care who have had a dental check' is 63.6% (346 children). This is an improvement on quarter 2 when the figure was 56.4%.
18. The Strengths and Difficulties Questionnaire (SDQ) is a tool which is used to identify Looked after Children who are at risk of developing emotional and behavioural difficulties. The mean score for Leicestershire children was 15 in Quarter 3. The Department for Education (DfE) class 0-13 as 'normal', 14-16 as 'borderline' and 17-40 as 'cause for concern'. A score of 15 places Leicestershire in the third quartile of local authorities and slightly better than the statistical neighbour average of 15.58.

Children and Young People and their Families live within Thriving Communities

19. In quarter 2 (latest figures available) there were 22 'first time entrants to the criminal justice system aged 10-17'. This is lower than quarter 1 (32) and also lower than the same period last year, Q2 2016/17, when the figure was 26.
20. The rate of re-offending per young offender was 0.29 for quarter 1 (the most recent data available). This is higher than the same period last year but similar to the quarterly average during the previous year.
21. Custody was used for 2 young people during quarter 2 (the most recent available data). This involves small numbers and is the same as quarter 1.

Education Quality

22. There was an increase in the take-up of Free Early Education Entitlement (FEEE) for both two year olds and three year olds, including a significant rise for two year olds. This is now 88% for two year olds (last reported figure 77%) which is above the national average of 72%. This is the highest number of funded two year olds that the local authority has secured, in high quality provision, since the funding began. 97% of these children attend childcare provision that was rated as 'good' or 'outstanding' by Ofsted.
23. The percentage of Leicestershire schools rated as Good or Outstanding and the percentage of pupils in Good or Outstanding schools are similar to national averages. The current figures are 88.7% and 88.9% respectively.
24. The percentage of Primary schools rated good or outstanding was 89.1% at the end of quarter 3. This was slightly behind the statistical neighbour average and third quartile. The Secondary school figure was 84.8% which was better than statistical neighbours and in the second quartile of local authorities. The percentage of good or outstanding Special Schools remained at 100%.

Vulnerable Groups - Education

25. Provisional data for Children in Care at Key Stage 4 is now available. The provisional Progress 8 figure for the cohort is -1.28. This is better than the 2016 figure of -1.57. As with the mainstream cohort, Maths was the strongest subject. National comparisons are not yet available.

Economy/Employment and Skills

26. The latest data from Prospects, commissioned by Leicestershire County Council to work with those not in education, employment or training (NEET), is for the end of December 2017 and shows a Leicestershire NEET figure of 2.2% (291 young people), the same as quarter 2. Leicestershire has a lower NEET figure than most of the East Midlands and is around the average of statistical neighbours.
27. The NEET figure for young people with Special Educational Needs and Disabilities was 3% at the end of December 2017. This represents 18 young people compared to 20 at the end of quarter 2.

Officers to Contact

Stewart Smith, Business Partner – Performance and Business Intelligence

Tel: 0116 305 5700

Email: Stewart.smith@leics.gov.uk

Jane Moore, Assistant Director – Education and Early Help

Tel: 0116 305 2649

Email: Jane.Moore@leics.gov.uk

Sharon Cooke, Assistant Director – Children’s Social Care

Tel: 0116 305 5479

Email: Sharon.Cooke@leics.gov.uk

List of Appendices







- Appendix A - Children and Family Services Department Performance Dashboard for Quarter 3, 2017/18
- Appendix B - supports the indicator ‘Feedback from families and evaluation provides evidence of positive impact’

Equal Opportunities and Human Rights Implications

28. Addressing equalities issues is supported by this report, with a focus on vulnerable groups within Leicestershire, including children in care. Education data relating to different context groups including children with Special Educational Needs and Free School Meals is reported when data becomes available.

Children and Families Performance FY2017/18 Q3

	Latest update	Current Performance	Better or worse than previous data point^	Trend Charts	Status RAG	National benchmark (quartile 1 = top)	Most recent Statistical Neighbour average
Children and young people are safe within caring family homes							
Social Care							
% child protection cases which were reviewed within timescales.	Q3	95.6% (448)	Similar		G	2	89.9%
% of children becoming subject to a child protection plan for second or subsequent time	Q3	25.9% (30)	Similar		R	4	20.8%
% of Child Protection plans lasting 2 years or more open at the end of the quarter (low = good)	Q3	1.2% (6)	Similar		G	2	1.8%
Placement stability - % children with 3 or more placements during a year (low = good)	Q3	8.5% (46)	Similar		G	2	12.4%
Placement stability - % children in same placement for 2+ years or placed for adoption	Q3	67.8% (369)	Similar		A	3	68.0%
% of Care Leavers in suitable accommodation (end of quarter)	Q3	84.6% (132)	Worse		G	1	80.8%
The % of Care leavers in education, employment and training (EET) (end of quarter)	Q3	48.1% (75)	Similar		A	3	48.1%
CSE referrals	Q3	37	Lower - no polarity		n/a	n/a	n/a
Early Help							
No. of individuals with an Early Help Assessment	Q3	2,231	Similar		n/a	n/a	n/a
No. of families with an Early Help assessment	Q3	856	Similar		n/a	n/a	n/a
Feedback from families and evaluation provides evidence of positive impact	See Appendix						n/a

Children and young people have their health, wellbeing and life chances improved								
The % of children in care who have had dental checks within last 12 months (at end of period)	Q3	63.6% (346)	Better		n/a	n/a	n/a	
The % of children in care who have their annual health assessment within last 12 months (at end of period)	Q3	78.1% (425)	Similar		n/a	n/a	n/a	
The average emotional health strengths/difficulties score for children in care. (low = good)	Q3	15	Similar		A		3	15.58
Children and young people and their families live within thriving communities								
Number of first time entrants to the criminal justice system aged 10-17 (low = good) (rolling year data)	Q2 2017/18	126	Similar		G		1	n/a
Rate of re-offending by young offenders (low = good)	Q1 2017/18	0.29	Similar		G			n/a
Number of instance of the use of custody for young people (low = good)	Q2 2017/18	2	Similar		G			n/a

Education Quality							
The % of eligible 2 year olds taking up their FEEE	Q3	88.0%	Better		G	1	77.6
The % of eligible 3 and 4 year olds taking up their FEEE	Q3	100.0%	Better		G	1	99.5
The % of all childcare providers rated good or outstanding.	Q3	96.0%	Better		G	1	95%
The % of schools rated Good or Outstanding.	Dec-17	88.7%	Similar		A	3	89.2%
The % of Primary Schools rated Good or Outstanding	Dec-17	89.1%	New		A	3	90.3%
The % of Secondary Schools rated Good or Outstanding	Dec-17	84.8%	New		A	2	81.4%
The % of Special Schools rated Good or Outstanding	Dec-17	100%	Same		G	1	95.3%
The % of pupils in Good or Outstanding schools	Dec-17	88.9%	Similar		A	2	87.7%
Vulnerable groups - Education							
Key Stage 4 - Average Progress 8 score of Children in Care	2017	-1.28	Better		n/a	n/a	n/a
% of NEET 16-17 for children with SEN and disability (low = good)	Dec-17	3% (18)	Similar		n/a	n/a	n/a
NEET young people aged 16-17 (low = good)	Dec-17	2.2% (291)	Similar		G	2	2.2%

RAG rating key

- Top quartile of local authorities or high in the second quartile with an improving trend
- Second or third quartile with room for improvement
- Fourth quartile or low in the third quartile with a declining trend

Feedback from families and evaluation provides evidence of positive impact – October to December 2017

Briefing from Leicestershire County Council participation officer

Key agenda items of the CiC (Children in Care) Council meetings in Q3 focused upon:-

- Completing consultation work with LSCB (Local Safeguarding Children Board) representatives, exploring CiC Council views into what members perceive as the biggest safeguarding issues for children and young people and what is good and not so good about how organisations work to safeguard children.
Discussion prompts focussed upon:-
 - What things make you and young people you know most concerned about your safety / feel most unsafe.
 - What things do people who work for organisations, such as schools, police, councils, doctors or hospitals do well to help children and young people (you) to feel and be safe.
 - What things could people who work for organisations, such as schools, police, councils, doctors or hospitals do differently to help children and young people (you) feel and be more safe.
- Further development work with Fostering and Adoption Service colleagues regarding Foster Carer recruitment and training. Also ongoing development of an online portal for all children in care, in order to record key milestones, achievements and archive important documents etc.
- Development of an LSCB Youth Panel, seeking to ensure the voice of children and young people is represented within future LSCB structures and practice (young people's team building and training residential scheduled to take place February half-term).
- Members continue to oversee monthly allocation of T2S Funding applications.

In November, CiC members were supported to develop and deliver a workshop at the annual conference of the Family Justice Board held in Leicester, with young people receiving outstanding feedback for their presentation *"In My Shoes - Learning from the Voice of Care Experienced Young People"*.

Throughout Q3, CiC Council members have also continued to be involved in staff recruitment and selection across Children and Family Services.

CYCLE (County Youth Council for Leicestershire):

In December CYCLE started planning their Launch of their Emotional Wellbeing Curriculum Pack.

Family Voice and EH Support Services:

- **CAMHS Pop Up** – On October 6th 2017 a Pop Up was run in partnership with CAMHS. The attendance was low, but for those families attending the feedback was very positive and CAMHS have been invited to take part in the next SEND Pop Up, which will take place on 12th February 2018 during the schools half term.

Voice quotes for Early Help services - Q3 Oct – Dec 2017

“Our worker has had an amazing impact on my son. He doesn't like people he doesn't know. She made him integrate with her, and he got excited each time he knew she was coming. She talked to him about his behaviour whilst helping me with CAMHS etc. [...] Thanks to her my house is a happy home”

“I would have had a mental break down without my SLF worker. No one was taking me seriously until she came along.”

“Without my SLF worker I think that I wouldn't have my daughter with me now if things hadn't of changed. [...]. My partner would have really hurt her. Both my children are getting on so much better I can also see the Warning signs in a relationship should there be any DV.”

“Things would have got out of control and I probably wouldn't be here now if it wasn't for my SLF worker...”

“Our worker has helped us all so much with everything. He has supported us whenever we all needed it and I think that he has done his best with the time that he has been with us.”

“I don't know if you'll see this but I just wanted to let you know that I found out yesterday that I got into university! [...] And through all the work you have done to support me it has inspired me to go on and want to help people in the future because the way that the work you do changes lives just like you changed mine for the better is inspiring!”

“Mum shared that she thinks having someone for her son to talk to each week through SLF has helped him and now he has a mental health worker, he will get the support he needs.”