

Domestic Abuse Dashboard: YTD Quarter 2 2014/15

All Offences and Incidents
for Leicestershire County and Districts

Choose Category
All Offences and Incidents

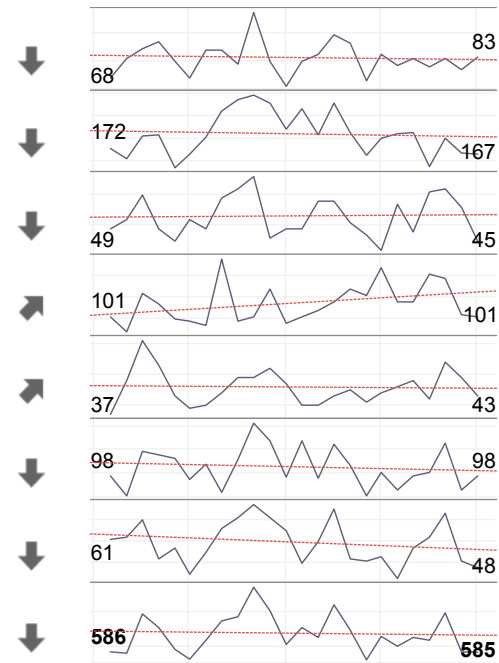
Designed by Karen Earp: Produced by the Research and Insight Team, Leicestershire County Council

Data Source: Leicestershire Police CIS (Provided by the Performance Review team)..

Number of recorded incidents by Quarter and YTD

	FY 2014			FY 2015			YTD	% Change
	Q1	Q2	YTD	Q1	Q2	YTD		
Blaby	254	257	511	235	239	474	-7.2%	
Charnwood	602	620	1,222	527	516	1,043	-14.6%	
Harborough	170	161	331	166	163	329	-0.6%	
Hinckley & Bosworth	324	313	637	337	322	659	3.5%	
Melton	133	148	281	136	146	282	0.4%	
NWLeics	304	368	672	285	310	595	-11.5%	
Oadby & Wigston	192	213	405	162	172	334	-17.5%	
Leicestershire	1,979	2,080	4,059	1,848	1,868	3,716	-8.5%	

Two year trend chart



Domestic Abuse Dashboard: YTD Quarter 2 2014/15

Non-recordable Incidents
for Leicestershire County and Districts

Choose Category
Non-recordable Incidents

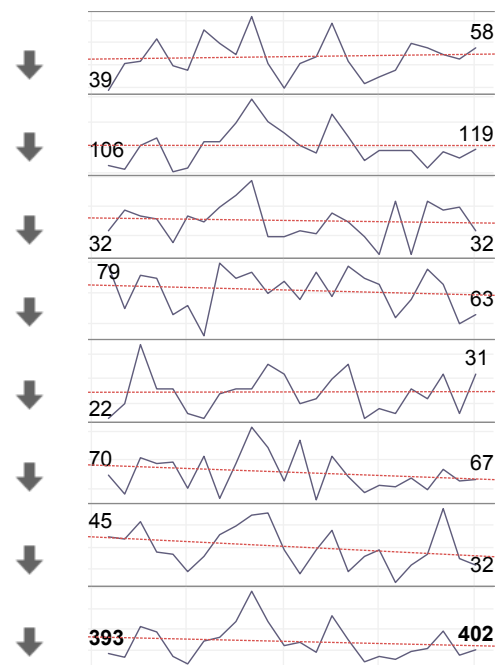
Designed by Karen Earp: Produced by the Research and Insight Team, Leicestershire County Council

Data Source: Leicestershire Police CIS (Provided by the Performance Review team)..

Number of recorded incidents by Quarter and YTD

	FY 2014			FY 2015			YTD	% Change
	Q1	Q2	YTD	Q1	Q2	YTD		
Blaby	181	163	344	166	166	332	-3.5%	
Charnwood	390	432	822	340	348	688	-16.3%	
Harborough	119	109	228	108	111	219	-3.9%	
Hinckley & Bosworth	211	221	432	208	196	404	-6.5%	
Melton	77	92	169	77	85	162	-4.1%	
NWLeics	215	258	473	190	207	397	-16.1%	
Oadby & Wigston	132	150	282	93	125	218	-22.7%	
Leicestershire	1,325	1,425	2,750	1,182	1,238	2,420	-12.0%	

Two year trend chart



Domestic Abuse Dashboard: YTD Quarter 2 2014/15

Recorded Offences
for Leicestershire County and Districts

Choose Category

Recorded Offences

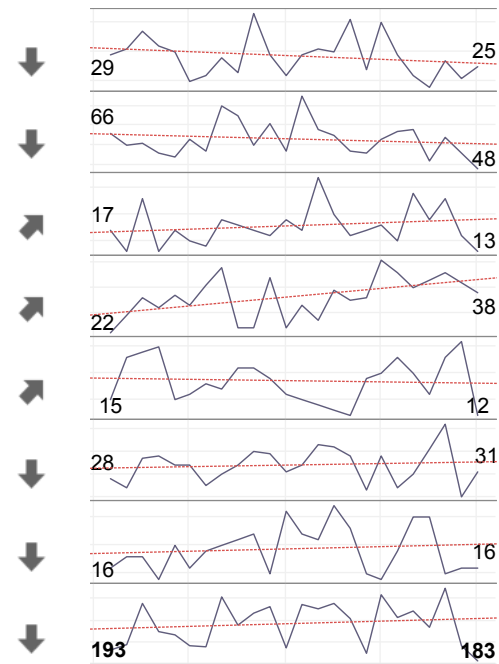
Designed by Karen Earp: Produced by the Research and Insight Team, Leicestershire County Council

Data Source: Leicestershire Police CIS (Provided by the Performance Review team)..

Number of recorded incidents by Quarter and YTD

	FY 2014			FY 2015			YTD	% Change
	Q1	Q2	YTD	Q1	Q2	YTD		
Blaby	73	94	167	69	73	142	-15.0%	↓
Charnwood	212	188	400	187	168	355	-11.3%	↓
Harborough	51	52	103	58	52	110	6.8%	↗
Hinckley & Bosworth	113	92	205	129	126	255	24.4%	↗
Melton	56	56	112	59	61	120	7.1%	↗
NWLeics	89	110	199	95	103	198	-0.5%	↓
Oadby & Wigston	60	63	123	69	47	116	-5.7%	↓
Leicestershire	654	655	1,309	666	630	1,296	-1.0%	↓

Two year trend chart



Domestic Abuse Dashboard: YTD Quarter 2 2014/15

Recorded Offences: Total Violence Against The Person (VAP)
for Leicestershire County and Districts

Choose Category

Recorded Offences: Total Violence Against The Person (VAP)

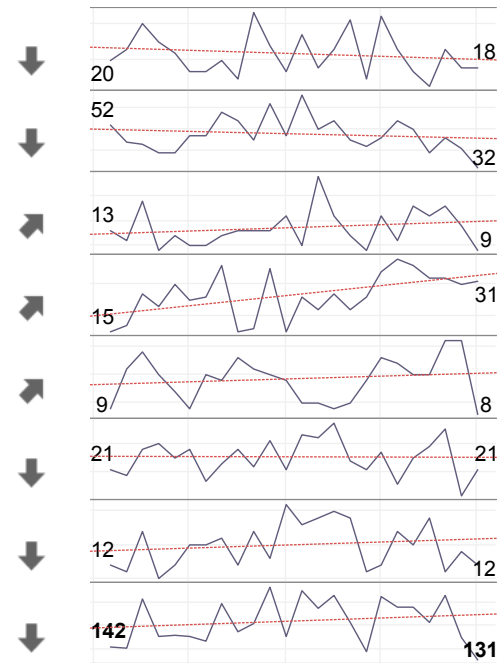
Designed by Karen Earp: Produced by the Research and Insight Team, Leicestershire County Council

Data Source: Leicestershire Police CIS (Provided by the Performance Review team)..

Number of recorded incidents by Quarter and YTD

	FY 2014			FY 2015			YTD % Change
	Q1	Q2	YTD	Q1	Q2	YTD	
Blaby	52.0	74.0	126.0	53.0	59.0	112.0	-11.1%
Charnwood	159.0	154.0	313.0	143.0	119.0	262.0	-16.3%
Harborough	35.0	42.0	77.0	45.0	41.0	86.0	11.7%
Hinckley & Bosworth	77.0	66.0	143.0	106.0	93.0	199.0	39.2%
Melton	47.0	45.0	92.0	47.0	50.0	97.0	5.4%
NWLeics	68.0	74.0	142.0	70.0	68.0	138.0	-2.8%
Oadby & Wigston	43.0	51.0	94.0	51.0	37.0	88.0	-6.4%
Leicestershire	481.0	506.0	987.0	515.0	467.0	982.0	-0.5%

Two year trend chart



Domestic Abuse Dashboard: YTD Quarter 2 2014/15

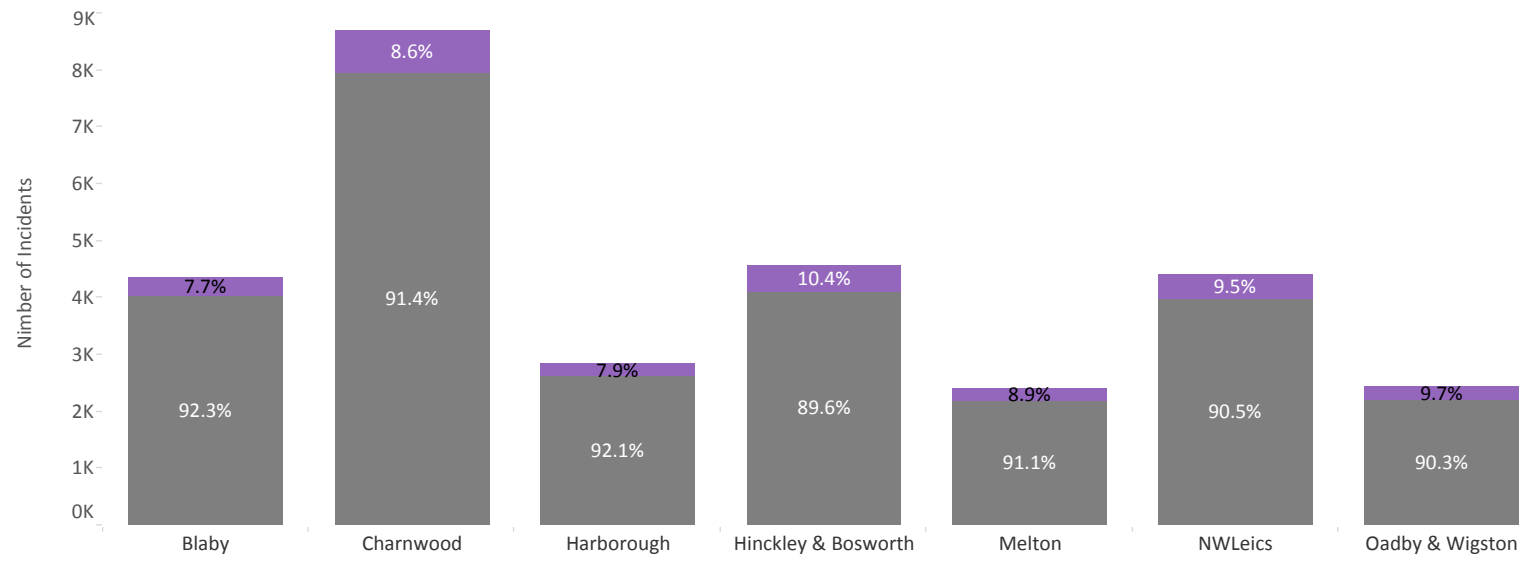

Split of Domestic and Non-domestic Offences: All Recorded Offences in Leicestershire County and Districts

Select Recorded Offence

All Recorded Offences

Split of Domestic and Non Domestic Recorded Offences

Domestic Non Domestic



Domestic Abuse Dashboard: YTD Quarter 2 2014/15

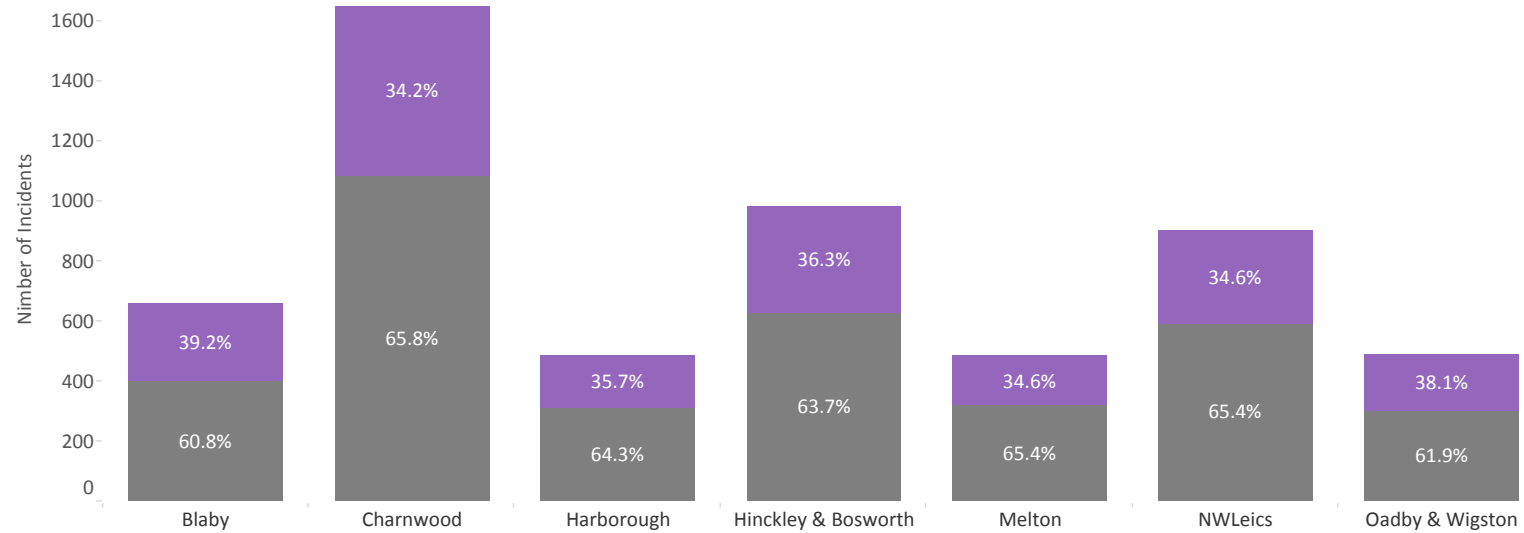
Split of Domestic and Non-domestic Offences: Total Violence against the person (VAP) in Leicestershire County and Districts

Select Recorded Offence

Total Violence against the person (VAP)

Split of Domestic and Non Domestic Recorded Offences

Domestic Non Domestic



Domestic Abuse Dashboard: YTD Quarter 2 2014/15

Split of recorded and non-recorded domestic incidents in Leicestershire County and Districts

Split of recorded and non-recorded domestic incidents

■ Recorded ■ Non-recorded

Split of recorded (offences) and non-recorded (no offence) domestic incidents reported to the police in Leicestershire County.

