



Hinckley & Bosworth
Community Safety Partnership
Strategic Assessment 2010/11

Document Details

Title	Hinckley & Bosworth Community Safety Partnership Strategic Assessment, 2011
Date created	January 2012
Description	The purpose of this document is to provide Hinckley & Bosworth Community Safety Partnership (CSP) with a comprehensive picture of crime, Anti-Social Behaviour and community safety issues across Hinckley & Bosworth Borough. The report provides information on police recorded crime, anti-social behaviour incidents, domestic and hate incidents and offences, Fire and Rescue primary and secondary fires, Youth Offending, Probation and Substance Misuse. The information within this document should assist in the review of current strategic priorities and the identification of any new trends.
Geographical coverage	Hinckley & Bosworth Borough
Time period	2010/11, plus historical data where available.
Format	PDF
Status	Final - March 2012

This report has been produced by Leicestershire County Council's Research & Insight Team, Chief Executives Dept. Leicestershire County Council. For further details contact:

Robert Radburn
Research & Insight Team
Leicestershire County Council
Tel. 0116 305 6891
Email: Robert.radburn@leics.gov.uk

For further information on Hinckley & Bosworth Community Safety Partnership please contact:

James Fox
Community Safety Officer
Leicestershire County Council
Tel. 0116 305 8077
Email: james.fox@leics.gov.uk

Contents

Description

Document Details

Contents

1. Introduction
 - 1.1 Background
 - 1.2 Partnership Background
 - 1.3 Current Priorities
 - 1.4 Structure
2. Executive Summary
 - 2.1 Key Findings
 - 2.2 Recommendations
3. Crime & Anti-social behaviour
 - 3.1 Total Crime Overview
 - 3.2 Hotspot Locations
 - 3.3 Violent Crime
 - 3.4 Acquisitive Crime
 - 3.5 Anti-Social Behaviour, Criminal Damage and Arson
4. Offender Management
 - 4.1 Adult Offending & Re-Offending
 - 4.2 Youth Offending & First Time Entrants
5. Protecting Vulnerable People
 - 5.1 Domestic Abuse
 - 5.2 Hate Crime
6. Substance Misuse
 - 6.1 Alcohol Related offending
 - 6.2 Drug Related offending
 - 6.3 Perceptions of Drug and Alcohol Misuse
7. Emerging Trends & Threats
8. Conclusion

Glossary of Terms

Appendix A – Recorded Crime and Incidents Dashboards

Appendix B – Adult Offender Dashboard

I. Introduction

I.1 Background

The Partnership Strategic assessment is a statutory document produced annually to inform Community Safety Partnerships about crime, Anti-Social Behaviour and community safety issues in their area.

The aim of this Strategic assessment is to provide Hinckley & Bosworth Community Safety Partnership with a comprehensive analysis of crime, Anti-Social Behaviour and community safety issues to enable the partnership to review, modify or change their priorities.

I.2 Partnership Background

Hinckley & Bosworth Community safety partnership is made up of representatives from eight statutory partners

- Hinckley & Bosworth Borough Council
- Leicestershire Constabulary
- Leicestershire County Council
- Leicestershire Fire & Rescue Service
- Leicestershire Police Authority
- Leicestershire Fire Authority
- Leicestershire Probation Trust
- Leicestershire Youth Offending Service

Community safety covers a broad area of policy including but not limited to:

- Policing
- Reducing Reoffending
- Anti-social Behaviour
- Arson
- Substance Misuse
- Protecting Vulnerable People

The vision of Hinckley & Bosworth Community Safety Partnership is “to work together in making the District of Blaby and the Borough of Hinckley & Bosworth a safer place to live, work and visit for all”.

I.3 Current Priorities

The Community Safety Partnership has identified and agreed the following key Priorities:

- Improving Community Confidence, Engagement and Cohesion
- Identifying, Supporting and Protecting Vulnerable People
- Reducing Offending and Re-Offending
- Reduction in harm caused by substance misuse (Cross Cutting Theme)

In delivering its local priorities the partnership will also contribute to the following Leicestershire County priorities for community safety:

- Reduce re-offending, with a particular focus on earlier intervention with families with complex needs and those at risk of becoming families with complex needs.
- Protect the most vulnerable in communities, particularly previous and repeat victims of crime.
- Continue to reduce anti-social behaviour, particularly in those areas with the highest levels of incidents.
- Increase public confidence, particularly user satisfaction with local crime and disorder services, especially in priority areas.

I.4 Structure

In order to provide a holistic representation of problems within the Partnership area Information from various partners is used in this document. These include:

- Hinckley & Bosworth Borough Council
- Leicestershire Constabulary
- Leicestershire County Council
- Leicestershire Fire & Rescue Service
- Leicestershire Drug and alcohol Action Team
- Leicestershire & Rutland probation Area
- Leicestershire Youth offending Service

There are five main chapters covering Crime & Anti-Social Behaviour, Offender Management, Vulnerable People, Substance Misuse and Emerging Trends & Threats. These chapters aim to highlight the main issues in that category affecting the community safety partnership so that an informed decision can be made when assessing priorities.

For the areas of Crime, Anti-Social Behaviour, Vulnerable People and Substance misuse analysis of the data revolved around six main questions. These are:

- How has crime/incidents compared over time?
- How does each crime compare to other crimes?
- Did we achieve our targets?
- Where are the highest crime areas?
- Which Communities are most affected?
- How do we compare against other areas?

The results of these findings for each community safety issue are given in Appendix A as a standard template with detailed explanation of how each area was analysed at the beginning.

For the area of Reducing Re-offending an analysis of Adult Offenders revolved around the following questions for all offenders and re-offenders on the probation caseload for the period April 2010 – March 2011.

- What are the reoffending rates for the Borough?
- Who is most likely to offend?
- Where are offenders most likely to live?
- What is their Offending Behaviour like?

The results of re-offending analysis are given in Appendix B.

2. Executive Summary

2.1 Key Findings

The overall trend for Community Safety in Hinckley & Bosworth is positive with the majority of reported crimes showing a downward trend. Analysis of partnership performance has highlighted the following trends.

- Total recorded crime in Hinckley & Bosworth has reduced by 14% during 2010/11 with most categories of crime also showing reductions.
- The main hotspot locations for the CSP Hinckley town Centre, which has significantly higher levels of crime when compared to the whole of Leicestershire.
- Violence against the person has reduced by 9%. A third of crime was domestic related and a third of crime was Alcohol related.
- Serious Acquisitive crime has reduced by 20%. Vehicle crime approximately two thirds of all Serious acquisitive crime has the second highest rates in the county.
- Urban and Rural locations are both affected by acquisitive crime.
- There was a 19% Reduction in Criminal Damage and 27% reduction in ASB. Hinckley Town Centre is the main area affected by ASB and this is probably a combination of Rowdy Behaviour by Young People and ASB related to the night time economy.
- A total of 340 offenders were resident in Hinckley and Bosworth Borough. The adult reoffending rate in Hinckley and Bosworth is 15%, similar to the overall County reoffending rate, 14%.
- There are three Lower Super Output Areas in Hinckley and Bosworth Borough with 15 or more resident offenders; Hinckley Town Centre, Earl Shilton East and Hinckley Trinity West.
- There were 60 first time entrants to the justice system in Hinckley & Bosworth in 2010/11 a decrease of 23%. In Leicestershire there was an overall reduction of 17.2%.
- In 2010/11 Hinckley & Bosworth saw a 24% rise in reported domestic incidents to the police and a fall of 8% in offences. 76% of all domestic incidents were classified as violence against the person. 61% of domestic offences were alcohol related.
- 185 cases were referred to MARAC which discusses and monitors high risk domestic abuse cases. NI 32 – “Repeat victimisation statistics rolling for a 12 month period after a case is initially heard” is 10%
- In 2010/ 11 there were 58 hate offences and 6 hate incidents recorded in Hinckley & Bosworth by the police. 74% of all these incidents and offences were recorded as violence against the person.

- 11% of Total Recorded Crime is flagged as alcohol related. Alcohol plays a large part in Violent Crime with 33% of all violent crime in the borough being alcohol related. Drugs play a much smaller part with only 2% of violent crime being drug related.

2.2 Recommendations

The Policing Plan targets recently approved by the Police Authority include the following reductions:

- 5% reduction in Total Crime
- 10 % reduction in Anti- Social Behaviour
- 8 % Reduction in Domestic Burglary
- 5% reduction in Burglary in commercial premises

Recent consultations with the public and local communities highlighted the importance of consistency of priorities from year to year so that progress can be tracked and therefore contributing to confidence. It was agreed that the current Partnership priorities were robust and will therefore continue for 2012/13.

- CSP action plan to include key actions in relation to acquisitive crime, in particular burglary and vehicle crime as these are also top concerns for the public
- Continued work with young people and awareness raising around the misuse of drugs and alcohol
- Burglary other than dwelling, in particular metal thefts is a key threat and mitigating actions to be included in CSP action plan
- Actions to be considered by action planning group around key geographical hotspots identified within the assessment, Hinckley Town Centre.

3. Crime & Anti-Social Behaviour

3.1 Total Crime Overview

Table 1: Summary of all crime categories showing yearly and 5 yearly trends, comparisons against other Leicestershire Districts and MSG's, highest crime area and communities most affected by crime.

Hinckley and Bosworth	5 Year Trend	Yearly Trend	Achieved Targets	District Rank (1/7 - lowest crime)	Similar Family Rank (1/15 - lowest crime)	Highest Crime Area	Main Output Area Classification (OAC)
Total Recorded Crime	↓	↓	✓	5	8	Hinckley Town Centre	Prospering Suburbs
Person	↓	↓	✓	3	6	Hinckley Town Centre	Typical Traits
AWLSI	↓	↓	✓	4	11	Hinckley Town Centre	Typical Traits
AWI	↑	↑	✗	5	5	Hinckley Town Centre	Prospering Suburbs & Countryside
Serious YAP	↓	↓	✓	4	14	Hinckley Town Centre	Prospering Suburbs
Other YAP	↓	↓	✓	3	5	Hinckley Town Centre	Typical Traits
Serious Acquisitive Crime	↓	↓	✓	5	6	Hinckley Town Centre	Prospering Suburbs
Burglary Dwelling	↓	↓	✓	5	6	Groby West	Prospering Suburbs
Robbery	↓	↑	✗	5	9	Hinckley Town Centre	Typical Traits
Vehicle Crime	↓	↓	✓	6	6	Hinckley Town Centre	Countryside
Theft from Vehicle	↓	↓	✓	6	6	Hinckley Town Centre	Countryside
Theft of Vehicle	↓	↓	✓	7	5	Hinckley Dodwells Bridge & Harrowbro	Countryside
Other Acquisitive Crime	↓	↓	✓	5	5	Hinckley Town Centre	Prospering Suburbs
Burglary Other	↓	↓	✓	6	9	Hinckley Dodwells Bridge & Harrowbro	Countryside
Theft	↓	↓	✓	4	5	Hinckley Town Centre	Prospering Suburbs
Theft of Cycle	↓	↓	✓	2	7	Hinckley Town Centre	Prospering Suburbs
Theft from the Person	↓	↓	✓	3	9	Hinckley Town Centre	Typical Traits
Criminal Damage	↓	↓	✓	4	6	Hinckley Town Centre	Typical Traits
Other Offences	↓	↓	✓	5	6	Hinckley Town Centre	Countryside
Drugs	↑	↑	✓	6	9	Hinckley Town Centre	Typical Traits
Sexual Crime	↑	↑	✗	5	4	Hinckley Town Centre	Typical Traits & Blue Collar communities
Shoplifting	↑	↓	✓	3	5	Hinckley Town Centre	City Living
TOTAL ASB	↓	↓	✓	2	No MSG Data	Hinckley Town Centre	City Living
Domestic Offences	↓	↓	✓	2	No MSG Data	Hinckley Town Centre	City Living
Hate Offences	↓	↓	✓	3	No MSG Data	Hinckley Town Centre	Typical Traits

During 2010/11 there were 5779 crimes in recorded in Hinckley & Bosworth equal to a rate of 58 crimes per 1000 population. This is a reduction of 920 crimes (14%) compared with the previous year. The overall trend over 5 years is downwards. The Community Safety Partnership performed inline with its most similar family groups (MSGs) and other districts in Leicestershire. Analysis of communities using (OAC) classification identified City Living and constrained by circumstances as the type of areas most affected by crime. Analysis also shows that the top 20% most deprived communities are more likely to be affected by crime.

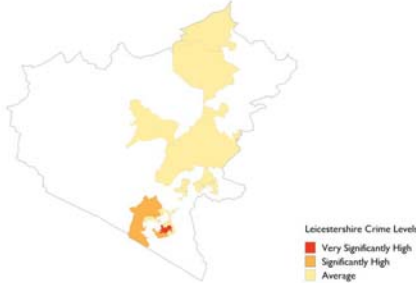
3.2 Hotspot Locations

The following maps identify areas at the Lower Super output Area (LSOA) level. An LSOA is a level of census geography that contains around 1,500 people. The maps on the right identify areas where crime or Anti-Social Behaviour levels are above average, very high or significantly high across Leicestershire. The top 5 highest crime areas for the Borough are then shown on the map to the right.

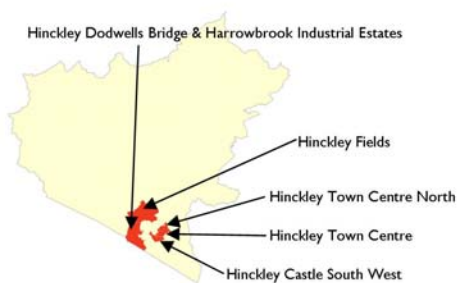
Hinckley Town Centre is the main area with significantly higher crime rates than the county. Map 2 shows the top highest crime areas for Hinckley & Bosworth Borough. Areas in and around Hinckley

Town are hotspots for most crime types however the more rural areas are affected by Acquisitive crime (map 6).

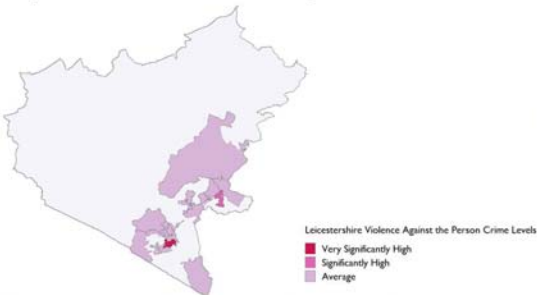
Map 1 - Leicestershire Overall Crime



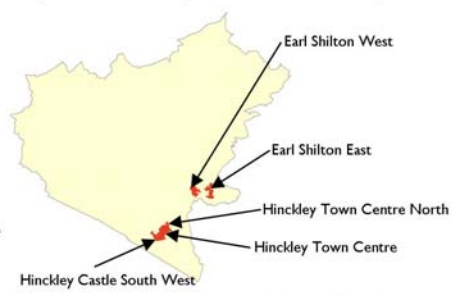
Map 2 - Overall Crime - Top 5 Areas



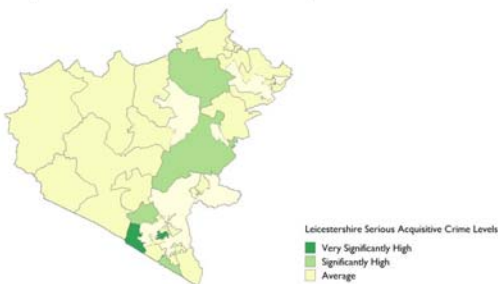
Map 3 - Leicestershire Violence Against the Person



Map 4 - Violence Against the Person - Top 5 Areas



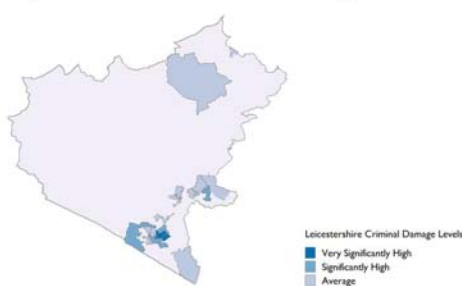
Map 5 - Leicestershire Serious Acquisitive Crime



Map 6 - Serious Acquisitive Crime - Top 5 Areas



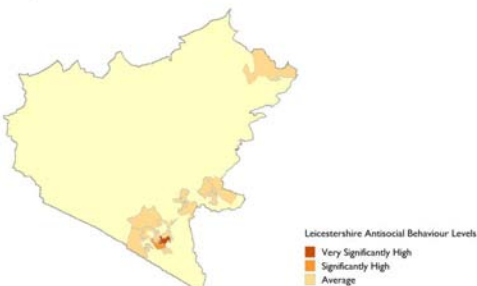
Map 7 - Leicestershire Criminal Damage



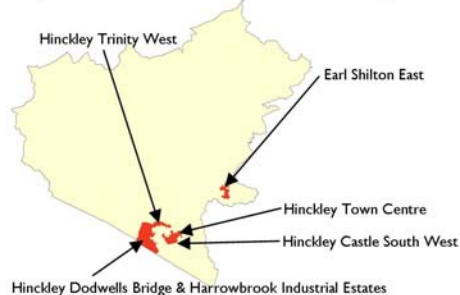
Map 8 - Criminal Damage - Top 5 Areas



Map 9 - Leicestershire Antisocial Behaviour Levels



Map 10 - Antisocial Behaviour Levels - Top 5 Areas



3.3 Violent Crime

The number of Violent Crimes reduced by 9% in 2010/11. Hinckley & Bosworth is performing better than its Most Similar Groups (MSGs) and other Leicestershire Districts for all categories violent crime except AWI where it has average crime rates. AWI is showing an increasing trend over the last three years. The Leicestershire trend is also increasing. Communities classified as City Living and constrained by circumstances are more likely to be affected by Violent Crime as are the most deprived communities. During 2010/11, a third of all violent crime was recorded as being domestic related and a third as Alcohol related.

3.4 Acquisitive Crime

Serious Acquisitive crime has reduced by 20%. The Borough has average rates per 1000 population when compared against its most similar family groups and other Boroughs in Leicestershire. Vehicle crime makes up two thirds of all Serious Acquisitive crime in Hinckley & Bosworth. Although there has been a steady decrease in Vehicle crime over the last 3 years it has the second highest rates of vehicle crime in the county. The top three areas for vehicle crime are Hinckley town centre, Bagworth & Thornton and Hinckley Dodwells Bridge & Harrowbrook Industrial Estates Other Acquisitive Crime fell by 14%. Non domestic burglary has four areas that are significantly higher than the county average although overall crime rates are just below the average levels of MSGs. The four LSOA affected by non domestic burglary are Dodwells Bridge & Harrowbrook Industrial Estates, Higham-On-The-Hill, Sibson & Sutton Cheney, Bagworth & Thornton and Earl Shilton West. Both serious Acquisitive Crime and other acquisitive crime affects urban areas and country side areas.

3.5 Anti-Social Behaviour (ASB), Criminal Damage & Arson

Criminal damage makes up one fifth of all Total Recorded Crime and has strong links with Anti-Social Behaviour. In 2010/ 11 there was a reduction of 19% in the number of criminal damage offences and a reduction of 27% in ASB. The reduction in ASB is mainly attributable to the largest category of ASB Nuisance and Rowdy behaviour which fell by 34%. Hinckley Town Centre is the main area affected by ASB and this is probably a combination of Rowdy Behaviour by Young People and ASB related to the night time economy.

Hinckley & Bosworth saw a reduction of 17% in the number of complaints against neighbours (Neighbourhood Disputes and Nuisance behaviour). However it has four areas in Earl Shilton and Barwell with significantly higher levels of neighbourhood disputes than in other areas of the County. Hoax calls fell by 45%. This large decrease however, is partly due to a large peak in incidents in 2009/10. Levels of hoax calls are below 2008/09 levels showing a more realistic decrease in levels.

The number of abandoned vehicles is at an all-time low which is probably attributable to the continued rise in scrap metal prices.

There were a total of 118 deliberate fires in Hinckley & Bosworth in 2010/11 a reduction of 24%. 41 of these fires were classified as primary fires which involve property and include buildings, caravans, motor vehicles, plant and machinery (27 fires were vehicle only). Two areas that have been subject to 3 vehicle fires within the year are Bagworth and Thornton and the area around the villages of Higham on the Hill, Sibson & Sutton Cheney.

4. Offender Management

4.1 Adult Offending & Re-Offending

A total of 340 offenders were resident in Hinckley and Bosworth Borough. The adult reoffending rate in Hinckley and Bosworth is 15%, similar to the overall County reoffending rate, 14%.

The most common offender needs identified in Hinckley and Bosworth are 'Relationships' (53%), 'Thinking' (43%) and 'Lifestyles'. However, offenders in Hinckley and Bosworth are more likely to have identified needs associated with reoffending compared to offenders across the County, in particular 'Drugs' needs.

Combination of Needs - Across Leicestershire, the most likely combination of needs identified in relation to reoffending¹ are, 'Attitudes', 'Education' and 'Lifestyles'. Offenders identified with these three needs are 2.5 times more likely to reoffend compared to other offenders. This equates to 64 individuals within Hinckley and Bosworth Borough.

Geographical Areas -There are three Lower Super Output Areas in Hinckley and Bosworth Borough with 15 or more resident offenders; Hinckley Town Centre (23), Earl Shilton East (18) and Hinckley Trinity West (17).

¹ Using CHAID analysis, including 'Thinking', 'Education', 'Relationships', 'Lifestyles', 'Attitudes', 'Alcohol', 'Drugs' and 'Accommodation'.

4.2 Youth Offending & First Time Entrants

There were 60 first time entrants to the justice system in Hinckley & Bosworth in 2010/11 a decrease of 23%. In Leicestershire there was an overall reduction of 17.2%.

NI43 measures the number of Young people receiving a conviction in court who are sentenced to custody. In 2010/11 this figure was 2.9% for the whole of Leicestershire, Leicester and Rutland.

NI44 Measures the Ethnic composition of young people on youth justice system disposals. In 2010/11 the ethnic breakdown for Leicestershire, Leicester and Rutland was as shown in Table2.

Table 2: NI44 - Ethnic composition of young people on youth justice system disposals in 2010/11 for Leicestershire, Leicester and Rutland.

Ethnic group	Number	Proportion	10 -17 Population	10 - 17 Proportion	Proportion Difference
White	647	92.0%	63067	90.6%	1.4%
Mixed	26	3.7%	1632	2.3%	1.4%
Asian or Asian British	18	2.6%	3969	5.7%	-3.1%
Black or Black British	7	1.0%	418	0.6%	0.4%
Chinese or Other Ethnic	5	0.7%	552	0.8%	-0.1%
Not known	0	-	-	-	-
Total	703	100.0%	69638	100.0%	0.0%

5. Protecting Vulnerable People

5.1 Domestic Offences & Incidents

Increasing reporting of Domestic violence has been the focus of Community safety Partnerships for several years. In 2010/11 Hinckley & Bosworth saw a 24% rise in reported domestic incidents to the police and a fall of 8% in offences. 76% of all domestic incidents were classified as violence against the person. 61% of domestic offences were alcohol related.

Within Leicestershire a Multi Agency Risk Assessment Conference (MARAC) has been set up which discusses and monitors high risk domestic abuse cases. In 2010/11 there were 185 cases discussed. There were 18 repeat cases (10%) which is the figure for NI 32 – “Repeat victimisation statistics rolling for a 12 month period after a case is initially heard”.

Of the total 185 cases 50 were referred from the police while 134 were referred from Independent Domestic Violence Advisors.

5.2 Hate Crime & Incidents

In 2010/ 11 there were 58 hate offences and 6 hate incidents recorded in Hinckley & Bosworth. These include racial, religious, homophobic, transphobic, age, disability and gender incidents. 74% of all these incidents were recorded as violence against the person and 14% were criminal damage offences. The number of hate incidents reported is relatively small in Harborough with no areas having significantly higher levels than other areas.

Within Leicestershire there is an overall target to increase reporting of hate incidents by 10 per cent over a three year period, by measuring hate incidents reported to the police, schools and the Hate Incident Monitoring Project (HIMP). This target has been achieved. A total of 1,274 incidents were reported in 2010/11 compared to the baseline of 1,088, an increase of 15%. To gain a better understanding of the types of victims reporting hate an analysis of the demographics of victims across Leicestershire was conducted. Although the sample of victims was too small to be statistically significant the key points are as follows.

- Information is not available for a large proportion of victims.

(1 in 5 no gender recorded, 1 in 5 no age recorded, 1 in 4 no ethnicity recorded)

- The majority of victims reporting incidents are male.
- The majority of victims reporting incidents are white.
- The majority of incidents reported are racist in nature.

This highlights the need for completeness in the recording of hate incidents to gain a better understanding and insight into the groups reporting incidents as well as increasing the number of incidents recorded.

A more complete analysis of hate incidents and the work of the Hate Incident Monitoring Project can be found in the **Hate Incident Monitoring Project Annual Report 2010/11**.

6. Substance Misuse

6.1 Alcohol Related Offending

Police figures show that 11% of Total Recorded Crime is flagged as alcohol related. Alcohol plays a large part in Violent Crime with a third of all violent crime in the County being alcohol related.

During 2010/11 alcohol related offences rose by 38%. Hinckley Town Centre is the main hotspot for alcohol related offences, particularly violent crime which is mainly due to its strong local night time economy. However there is also a strong link between domestic violence and alcohol with 33% of all Domestic VAP offences in the Borough being alcohol related.

6.2 Drug Related Offending

In 2010/11 there were 243 drug offences a rise of 9% on the previous year. Hinckley Town Centre is the main hotspot which is likely to be linked to the night time economy.

In 2010/11 all offences where drugs were a factor were flagged as drug related crime. 2% of violent crime was flagged as drug related.

6.3 Perceptions of Drug and Alcohol Misuse

The public's perceptions of antisocial behaviour and drug use and dealing have been gauged through The Confidence, Reassurance, Accessibility and Visibility (CRAVE) survey, commissioned by Leicestershire Constabulary and the County Council PLACE survey.

Overall, the perception that drug use or dealing was a problem locally has reduced and is lower than that of the regional and national average. Both North West Leicestershire and Hinckley & Bosworth have the highest level of perceived drug use and dealing (although relatively low percentages recorded overall) and this is being addressed through SMST partnership working with Community Safety Teams and local treatment services in those areas. Overall, Leicestershire ranks 13 of the 27 comparable counties for this indicator and therefore the issue of perceptions for drug use and dealing are not a current priority against results for anti-social behaviour perceptions as a whole. More information around a "whole system" approach to identifying substance misuse needs and delivering services can be found in **The Leicestershire & Rutland Adult & Young Persons Evidence Base for Substance Misuse Needs Assessment** which will be available from March at <http://www.drugs.org.uk/professionals/professional-downloads>.

7. Emerging Trends & Threats

The overall trend for Community Safety in Hinckley & Bosworth is positive with the majority of reported crimes showing a downward trend. The following points highlight the main areas of concern for the partnership performance in the future.

Metal Theft - An emerging and growing issue for the partnership is metal thefts. Mitigating actions concerning this issue are to be included in CSP action plan.

Budget Cuts - The reduction of funding to public sector organisations and the need to identify substantial savings over the next few years is a major concern. It is inevitable that some services will cease or be reduced, structures will change and there will be greater collaboration with other service areas. Within the Community Safety Partnership Structure, we need to ensure a level of service to our communities, as well as making the most efficient use of available resources. Cross departmental, joint partnership working and linking of projects is essential.

Police and Crime Commissioner (PCC) – The Police Reform and Social Responsibility Bill will provide that in May 2012, the Leicestershire Police Authority will be replaced with a PCC. PCCs will not be a responsible authority on Community Safety Partnerships. There will however be a reciprocal duty for PCC's and responsible authorities to co-operate with each other and have regard to each other's priorities for the purposes of reducing crime, antisocial behaviour, reducing reoffending and reducing substance misuse. Advice from the home office suggests that CSP's should be preparing for the arrival of PCCs. From an analysis and evidence perspective, this includes considering whether the partnership has evidence of the success and value for money demonstrated by existing programmes to support PCC investment decisions.

8. Conclusion

The current priorities for 2010/11 are still relevant and should continue to form the basis for Community Safety in The Borough.

Despite the often significant reductions in overall crime and anti-social behaviour, it is important to maintain the emphasis on community safety, both in terms of reducing the levels of crime & anti-social behaviour and in identifying and tackling any emerging issues.

Glossary of Terms

ASB	Anti-Social Behaviour
AWI	Assault Without Injury (Common Assault)
AWLSI	Assault With Less Serious Injury
BME	Black & Minority Ethnic
CRAVE	Confidence, Reassurance, Accessibility and Visibility
CSP	Community Safety Partnership
DAAT	Drug & Alcohol Action Team
HIMP	Hate Incident Monitoring Project
LSOA	Lower Super Output Area
MARAC	Multi- Agency Risk Assessment Conference
MSG	Most Similar Family Groups (iQuanta groupings)
OAC	Output Area Classification
PCC	Police and Crime Commissioner
PSA	Partnership Strategic Assessment
SMST	Substance Misuse Strategic Team
VAP	Violence Against The Person
YOS	Youth Offending Service